

2018



West Point   
WOODWORKING LLC





# TABLE OF CONTENTS

New & Discontinued Productions.....	6
Ordering Information .....	20
Warranty.....	20
Attention To Details.....	21
Table Options .....	22
Information .....	23
Self Store .....	24-26
Locks.....	27

## TABLES

Albany.....	28	Broadway Leg .....	57
Arlington.....	29	Brooklyn Single .....	58
Arts & Crafts .....	30,31	Brookville .....	59
Arts & Crafts Cabinet.....	32	Brookville Pub .....	60
Arts & Crafts Pub .....	33	Burlington Single .....	61
Arts & Crafts Trestle.....	34	Cambridge .....	62
Asheville .....	36	Canterbury Leg .....	64,65
Austin .....	38	Carson Single.....	67
Barrington Double .....	39	Chancellor Double.....	68
Barrington Single .....	40	Chancellor Single.....	70,71
Bassett Cabinet .....	41	Chesapeake .....	72
Baytown Double .....	42	Chesterton .....	74
Baytown Single .....	43	Clermont Single Barrel .....	75
Beaumont .....	44,45	Colebrook.....	78,79
Beaumont Cabinet.....	47	Colebrook Cabinet.....	81
Benson .....	48	Covington .....	76
Berkshire .....	50,51	Danbury .....	82
Bradford Single .....	52	Dayton Leg .....	83
Brady Leg .....	53	Denver Leg .....	84
Bridgeport.....	54	Dover Leg .....	86

# TABLE OF CONTENTS (CONTINUED)

Dutch Double . . . . .	87	Laurie's . . . . .	127
Easton Single . . . . .	88	Lexington Leg . . . . .	128
Estate Double . . . . .	89	Lexington Cabinet . . . . .	130
Estate Oval . . . . .	90	Liberty Trestle . . . . .	131
Ethan . . . . .	91	Lifestyle Trestle . . . . .	132
Fluted Double . . . . .	92	Lincoln . . . . .	134
Fremont Leg . . . . .	93	Lynchburg Trestle . . . . .	136,137
Fremont Trestle . . . . .	94	Madison Pub . . . . .	138, 139
Galena Trestle . . . . .	95	Manchester . . . . .	140, 141
Gathering . . . . .	96	Mansfield . . . . .	143
Granby . . . . .	97	Marbarry . . . . .	144
Hampton . . . . .	98	Mason Single . . . . .	145
Hampton Leg . . . . .	100	McCoy . . . . .	146
Harrison Double . . . . .	102	McKenzie . . . . .	148
Harrison Single . . . . .	103	Mission Leg . . . . .	149
Hartford Trestle . . . . .	104-106	Mission Trestle . . . . .	150
Harvest Leg . . . . .	107	Naperville Trestle . . . . .	152
Heidi Cabinet . . . . .	110,111	Nashville Trestle . . . . .	153
Heidi Leg . . . . .	112, 113	Newbury . . . . .	154, 155
Imperial Double . . . . .	116	Old Classic Sleigh . . . . .	157
Imperial Single . . . . .	117	Old Classic Sleigh Trestle . . . . .	158
Imperial Single Pub . . . . .	118	Olde Century Mission . . . . .	160, 161
Jacoby . . . . .	119	Paris Trestle . . . . .	163
Jamestown . . . . .	121	Preston Double . . . . .	165
Kingsbury Mission Trestle . . . . .	124	Preston Single . . . . .	166
Kingsley Single . . . . .	122, 123	Reno Trestle . . . . .	168, 169
Knoxville Trestle . . . . .	125	Ridgecrest . . . . .	171
LaCrosse . . . . .	126	Ridgewood . . . . .	175

# TABLE OF CONTENTS (CONTINUED)

Rio Vista Trestle . . . . .	172, 173	Bridgeport Bench . . . . .	55
Saratoga Trestle . . . . .	179, 178	Broadway Bench . . . . .	56
Sheridan Trestle . . . . .	176	Cambridge Bench . . . . .	63
Saratoga Single . . . . .	180	Canterbury Bench . . . . .	66
Sierra . . . . .	181	Chesapeake Bench . . . . .	73
Stanwood . . . . .	182	Colebrook Bench . . . . .	80
Timber Ridge . . . . .	183	Denver Bench . . . . .	85
Traditional Double . . . . .	185	Hampton Bench . . . . .	99
Traditional Leg . . . . .	186	Harvest Bench . . . . .	108
Traditional Pub . . . . .	187	Heidi Bench . . . . .	114
Traditional Scallop . . . . .	188	Jacoby Bench . . . . .	120
Traditional Single . . . . .	189	Lexington Bench . . . . .	129
Vancouver Trestle . . . . .	190, 191	Lifestyle Bench . . . . .	133
Vintage Leg . . . . .	192	Lynchburg Bench . . . . .	135
Wellington Trestle . . . . .	194, 195	Manchester Bench . . . . .	142
Westin . . . . .	196, 197	McCoy Bench . . . . .	147
Wethersfield . . . . .	198	Mission Bench . . . . .	151
Williamsburg . . . . .	199	Newbury Bench . . . . .	156
Winslow Pub . . . . .	201	Olde Century Bench . . . . .	162
Woodmont . . . . .	202	Paris Bench . . . . .	164
Woodstock . . . . .	203	Reno Bench . . . . .	170
Xavier Trestle . . . . .	204, 205	Rio Vista Bench . . . . .	174
<b>BENCHES</b>		Sheridan Bench . . . . .	177
Arts & Crafts Bench . . . . .	35	Timber Ridge Bench . . . . .	184
Asheville Bench . . . . .	37	Williamsburg Bench . . . . .	200
Beaumont Bench . . . . .	46	Xavier Bench . . . . .	206
Benson Bench . . . . .	49		



# NEW PRODUCTS FOR 2018



Brooklyn Single



Canterbury Bench



Clermont Single Barrel



Lexington Bench



Lexington Cabinet



Lifestyle Bench



Lynchburg Bench



Naperville Trestle



Nashville Trestle



Paris Bench



Rio Vista Bench



Sheridan Bench



Vintage Leg

## DISCONTINUED PRODUCTS



Farmhouse Leg



Hamilton Leg



Hudson



Newport Pub




Raber



Stratton

## Wood & Humidity

The photos on the left are examples of what can happen to a table with humidity changes. This is not a defect, it is the result of natural movement in wood. Please see page 20 for more information regarding wood movement. The photos on the bottom are of plank tops that have moved with humidity changes. The breadboards do not expand the same way as the main panel because of the opposite grain directions, therefore creating an offset between the panel and the breadboards.



*The photo above is the result of too low humidity, creating a gap at the ends of the joints. If the humidity is too high, the table will gap at the center of the joints.*



*(Left) This photo is the result of too high humidity on a plank top table. (Right) This photo is the result of too low humidity on a plank top table.*

# SINGLE PEDESTAL TABLES



Albany



Barrington Single



Baytown Single



Bradford Single



Brooklyn Single



Burlington Single



Carson Single



Chancellor Single



Clermont Single Barrel



Danbury



Easton Single



Estate Oval



Harrison Single



Kingsley Single



Lincoln



Mason Single



McKenzie



Preston Single



Ridgewood



Saratoga Single



Traditional Pub



Traditional Single



Westin



Wethersfield



Woodmont Single



Woodstock



# DOUBLE PEDESTAL TABLES



Barrington Double



Baytown Double



Chancellor Double



Dutch Double



Estate Double



Fluted Double



Harrison Double



Marbarry



Preston Double



Traditional Double



Traditional Scallop

# LEG TABLES



Asheville



Benson



Berkshire



Brady Leg



Broadway Leg



Canterbury Leg



Covington



Dayton Leg



Denver Leg



Dover Leg



Ethan



Fremont Leg



Gathering



Granby



Hampton Leg



Harvest Leg



Heidi Leg



Jacoby



Laurie's



Lexington Leg



Madison Pub



Mansfield



Mission Leg



Newbury



Stanwood



Traditional Leg



Vintage Leg



Williamsburg



Winslow Pub

# TRESTLE TABLES



Arlington



Arts & Crafts Trestle



Austin



Beaumont



Bridgeport



Cambridge



Chesapeake



Chesterton



Colebrook



Fremont Trestle



Galena Trestle



Hampton



Hartford Trestle



Jamestown



Kingsbury Mission



Knoxville Trestle



Liberty Trestle



Lifestyle Trestle



Lynchburg Trestle



Manchester



McCoy



Mission Trestle



Naperville Trestle



Nashville Trestle



Olde Century Mission



Paris Trestle



Reno Trestle



Rio Vista Trestle



Saratoga Trestle



Sheridan Trestle



Sierra



Timber Ridge



Vancouver



Wellington Trestle



Xavier Trestle



# STATIONARY TRESTLE TABLES



Arts & Crafts



Arts & Crafts Pub



Brookville



Brookville Pub



Imperial Double



Imperial Single



Imperial Single Pub



LaCrosse



Old Classic Sleigh



Old Classic Sleigh Trestle



Ridgecrest

# CABINET BASE TABLES



Arts & Crafts Cabinet



Bassett Cabinet



Beaumont Cabinet



Colebrook Cabinet



Heidi Cabinet



Lexington Cabinet

# BENCHES



Arts & Crafts



Asheville



Beaumont



Benson



Bridgeport



Broadway



Cambridge



Canterbury



Chesapeake



Colebrook



Denver



Hampton



Harvest



Heidi



Jacoby



Lexington



Lifestyle



Lynchburg



Manchester



McCoy



Mission



Newbury



Olde Century



Paris



Reno Bench



Rio Vista Bench



Sheridan Bench



Timber Ridge



Williamsburg



Xavier Bench

# BUTTERFLY LEAF TABLES

## LEG TABLES



Broadway Leg



Canterbury Leg



Denver Leg



Fremont Leg



Gathering



Granby



Heidi Leg



Madison Pub



Mansfield



Mission Leg



Newbury



Traditional Leg



Vintage Leg

- For pricing on butterfly leaf tables, see page 4 of price list
- Leg tables available with only one 18" butterfly leaf
- 42" is minimum width for butterfly leaf table
- Butterfly leaf tables are not available in custom widths
- Maximum leaf width is 18"

## Cabinet Base Tables

- See page 12 for all cabinet base styles
- Cabinet base tables are standard with 1–18" butterfly leaf
- Cabinet base tables are not available with 2 butterfly leaves

# BUTTERFLY LEAF TABLES

## TRESTLE TABLES



Arlington



Arts & Crafts Trestle



Beaumont



Cambridge



Colebrook



Fremont Trestle



Galena Trestle



Jamestown



Kingsbury Mission Trestle



Liberty Trestle



McCoy



Mission Trestle



Olde Century Mission



Reno Trestle



Sierra



Vancouver Trestle

See page 191 for close-up view  
of a Butterfly Table.

- For pricing on butterfly leaf tables, see page 4 of price list
- 42" x 60" & 48" x 60" 1–18" butterfly leaf only due to short base
- 42" x 66", 42" x 72", 48" x 66", & 48" x 72" available with one or two 18" butterfly leaves
- 42" is minimum width for butterfly leaf table
- Butterfly leaf tables are not available in custom widths
- Maximum leaf width is 18"

Butterfly Leaf Tables  
TRESTLE TABLES



# BUTTERFLY LEAF TABLES

## SINGLE PEDESTAL TABLES



Albany



Arts & Crafts



Arts & Crafts Pub



Baytown Single



Brookville



Brookville Pub



Chancellor Single



Danbury



Easton Single



Estate Oval



Harrison Single



Imperial Single



Imperial Single Pub



Mason Single



McKenzie



Old Classic Sleigh



Preston Single



Ridgewood



Traditional Single



Woodstock

- For pricing on butterfly leaf tables, see page 4 of price list
- Single Pedestal tables available with only one 18" butterfly leaf
- 48" Round is minimum size for butterfly leaf
- Not available in custom sizes

- Maximum leaf width is 18"
- Only available with 1" thick top
- Leaf skirts not available

# COLLECTIONS



*Arts & Crafts - Pg. 30*



*Beaumont - Pg. 44*



*Berkshire - Pg. 50*



*Canterbury Leg - Pg. 64*



*Chancellor Single - Pg. 70*



*Colebrook - Pg. 78*



*Heidi Cabinet - Pg. 110*



*Heidi Leg - Pg. 112*



*Kingsley Single - Pg. 122*



# COLLECTIONS



*Manchester - Pg. 140*



*Newbury - Pg. 154*



*Olde Century Mission - Pg. 160*



*Reno Trestle - Pg. 168*



*Rio Vista Trestle - Pg. 172*



*Saratoga Trestle - Pg. 178*



*Wellington Trestle - Pg. 194*



*Westin - Pg. 196*



*Xavier Trestle - Pg. 204*

# EXCELLENT SELLERS



Arts & Crafts



Baytown Double



Baytown Single



Burlington Single



Canterbury Leg



Colebrook



Denver Leg



Dover Leg



Galena Trestle



Heidi Leg



Imperial Single



Lexington Leg



Newbury



Olde Century Mission



Saratoga Trestle



Sheridan Trestle



Wellington Trestle



Xavier Trestle



## THE NATURE OF WOOD

Wood is a product of nature and therefore acts in ways beyond human control. All hardwood has variation in its color and grain. These wood characteristics will put their own unique touch to each piece of solid wood furniture. Even though we go through the same building process, no two pieces will be exactly the same. Wood color can vary a lot depending on stain selection.

Most hardwoods are open grained, causing solid wood furniture to expand and contract with changes in temperature and humidity, even after protective finishes have been applied. These temperature changes may cause the wood to crack or have surface checks. This is not abnormal and these are not considered as flaws, but rather nature's "beauty marks" which make each piece manufactured at West Point Woodworking a truly unique piece of furniture.

Indoor humidity should be kept in the 35-40% range to minimize these effects. Solid wood should be kept away from direct sources of heating and cooling and should not be stored in attics or basements. Direct sunlight and fluorescent fixtures that contain ultraviolet rays can cause chemical changes in wood and finish and therefore should be avoided.

When cared for properly your solid wood furniture will become a piece of timeless beauty, one that will be treasured for generations.

## ORDERING INFORMATION

To avoid delays in production and unnecessary phone calls, please provide the following information on all table orders.

1. QUANTITY
2. STYLE
3. SIZE
4. LEAVES: with skirts or without skirts
5. SHAPE OF TOP: if options are available
6. BASE STYLE: single pedestal, double pedestal, leg
7. FEET STYLE: if options are available
8. SELF STORE: if available
9. WOOD SPECIE
10. STAIN COLOR: if available at time of order
11. YOUR PURCHASE ORDER #
12. CUSTOMER NAME
13. YOUR FINISHER...so we know where to ship your tables!

***Thank You!***

## WARRANTY POLICY

At West Point Woodworking we are pleased that you have chosen to invest in hardwood furniture. Our tables are built entirely out of hardwoods from the top to bottom. You will not find any particle board or veneers. We offer a two year warranty on workmanship, materials, and construction methods. If a defect is found in the first two years of when the table was built, and the table has not been abused or improperly cared for, we will repair the table at no cost. If the table has been damaged due to improper care we can still repair the table and will do so at a reasonable fee (usually \$60 or less depending on damage). No warranty on hickory or rustic hickory plank top tables.

Always keep in mind that wood is a natural product and can expand or contract under certain humidity conditions. When the humidity is too high (above 50%) you may see some gaps between the leaves toward the center of the table. If the humidity level drops below 35% you may notice a little gap between the leaves towards the outer edge of the leaves. Most of the time this is nothing to be alarmed about and you may see the table go through this as the seasons change, especially if the house is not humidity controlled. If there is enough expansion or contraction in the table top to actually cause the wood to split, we will repair the table in the first two years unless it was improperly cared for. Finishing and shipping back and forth for repairs is not included in the warranty. If the table splits after two years from the manufacturing date, there will be a minimum charge of \$35 to repair the table and send it to the finish shop. Finishing cost will have to be negotiated between the retail store and the finisher.

# ATTENTION TO DETAILS

West Point Woodworking pays attention to special details. Quality and details are important to us. Quality standards are established to ensure trouble free service. Each table is made-to-order and our craftsmen will follow your specifications from start to finish.



Each table is assigned a serial number for tracking purposes should any questions or problems arise.



V-grooved corner block assembly and two bolt leg attachments are part of the quality construction of our tables.



Quarter Sawn is created by using a different sawing technique to expose the different grains in the wood bringing out the flakes that remind us of family heirlooms.



Self-storing tables are designed to conveniently store extra leaves. Quality gear slides are used to help you open your table easily.



Butterfly leaf table option. See pages 14 and 15 for available styles.

# OPTIONS

## TABLE EDGE DESIGNS



Roundover ( $\frac{5}{8}$ " )



Bevel



Chamfer



Ogee

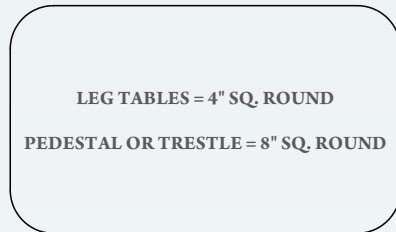


Mission ( $\frac{1}{8}$ " Roundover)



Waterfall

## TABLE TOP OPTIONS



LEG TABLES = 4" SQ. ROUND  
PEDESTAL OR TRESTLE = 8" SQ. ROUND

Square Round



Not Available  
on Leg Tables

Scallop,  
Oval or  
Round




Not Available  
on Leg Tables

Oval



Not Available  
on Leg Tables

Banquet

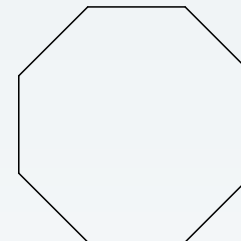


Round




LEG TABLES = 4" CLIP  
PEDESTAL OR TRESTLE =  
4", 6" OR 8" CLIP CORNER


Clipped Corners



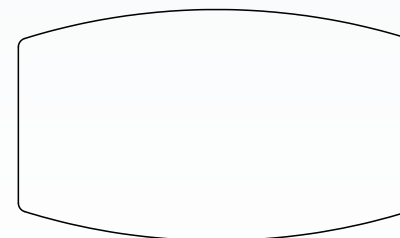
Octagon



Rectangle



Bow End



Boat

# INFORMATION

## INTERNET POLICY

We require a minimum markup on the **West Point Finished Wholesale price list**. Please see our pricelist for more details.

We firmly believe that the products we are building are far superior to many of the imports and other cheap lines of furniture that are on the market today, and by selling at too low price devalues this level of craftsmanship.

We are pleased that you have chosen to represent our 100% American made products and ask that you promote these products with confidence and truly believe in the product and sell it for what it is worth.

**Steve Raber**  
**Owner**



## CARE OF SOLID WOOD TABLES

If cared for properly your solid hardwood table can give you a lifetime of service and beauty. Here are several care tips that will enhance your solid hardwood table investment:

- Place your table away from radiators, fireplaces, and heating ducts.
- Position table out of direct sunlight or adjust blinds to avoid hour after hour of direct sunlight.
- Control humidity to 40%–45%. In winter use a humidifier, in summer use a dehumidifier or air conditioner.
- Use coasters with non-scratching bottoms.
- Use padding under all sharp, hot, or cold objects.
- Store table leaves in close proximity to table or in the same humidity, avoid storing leaves in damp basements where the leaves may swell.
- Avoid using nail polish remover, alcohol, and other solvents near or on table.

## ROUTINE CLEANING AND CARE

DUST CAREFULLY with a soft cloth, following the grain pattern of the wood. Use an old T-shirt, baby diaper or cheesecloth that has been laundered to remove the sizing. DUST OFTEN to remove everyday abrasive particles from wood surfaces.

CONSIDER CLEANING with a mild non-alkaline soap and water. Use the suds in a damp sponge or cloth, but be sure to pre-test the solution on an out-of-sight section to make sure it doesn't damage the finish. Dry immediately with a soft cloth and buff lightly, following the grain.

DON'T WAX or use any polish that contains any silicones! Catalyzed heat and moisture resistant finishes don't need additional polish, but if you want to use a polish we recommend Guardsman Furniture Polish.

## REAL OR IMITATION?

Not sure if you're buying solid hardwood or a chip imitation? A check point is the glue joints. Put your finger on a glue joint and trace it along the top of the surface, over the edge, and to the underside. If the line disappears it's probably an imitation. Solid hardwood joints on the other hand can be traced across the top, the side and the underside.



# SELF STORE:

*Please refer to price list first to see if any specific self-store rules apply to that table style. If no additional info is listed, you may use this page as a general guide. Please note that custom sizes and changing the top shape can affect self-store capabilities.*

In an effort to clear up some confusion that can go with self storing tables, we are providing a general list of table sizes, shape and styles where self storing works or does not work. Always keep in mind when you are selling a table and self storing is requested, there are two major factors in self storing:

- 1) pedestal or trestle base mounting plate size and spacing
- 2) the length of the table slide required to accommodate the amount of leaves needed for the table.

Here is one example of a very common size table that gets ordered self store, but it cannot self store four leaves: 42" x 66" OVAL, 4 leaves. Most people have a tendency to think that the three leaf version can self store all three of the leaves, so it shouldn't be a problem to store four leaves on a four leaf table, however this does not work because for a four leaf table, our slide is 12" longer than on a three leaf table, which forces us to move the slides closer together so they fit between the table skirts. Then there is not enough space between the slides to store more than two leaves.

## GENERAL INFORMATION

### TRESTLE TABLES WITH RECTANGLE OR BOW END TOPS

- 42" x 60" stores up to 4 leaves, ALL unskirted
- 42" x 66" and 42" x 72" stores up to 4 leaves, 2 with skirts, 2 without
- 48" x 60" stores up to 4 leaves, 2 with skirts, 2 without
- 48" x 66" and 48" x 72" stores up to 4 leaves, ALL unskirted

### TRESTLE TABLES WITH BOAT SHAPE TOPS

- 42" x 60"—1, 2, 3 and 4 leaf tables can only self store 2 leaves BOTH without skirts
- 42" x 66" and 42" x 72"—1, 2, 3 and 4 leaf tables can only self store 2 leaves, 1 with skirt, 1 without. If a 2, 3, or 4 leaf table is ordered with self store, the last leaf will be unskirted.
- 48" x 60" stores up to 4 leaves, 2 with skirt, 2 without
- 48" x 66" and 48" x 72" stores up to 4 leaves, ALL unskirted

### SQUARE ROUND TABLES

- ALL square round double pedestal tables can self store up to 4 leaves, 2 with skirt, 2 without.

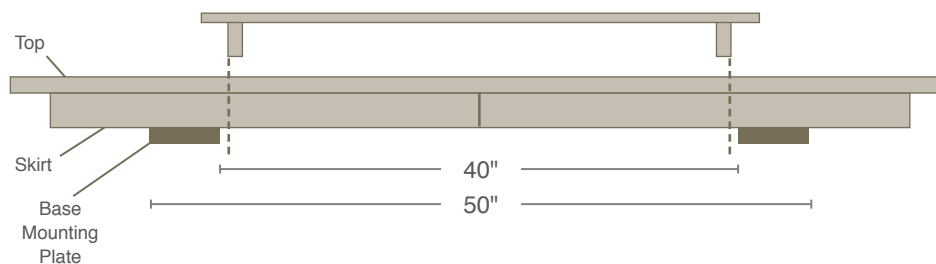
**\*\*NOTE: SQUARE OR ROUND TABLES CANNOT SELF STORE ANY LEAVES!**

### DOUBLE PEDESTAL TABLES WITH OVAL AND BANQUET TOPS

- 42" x 54" stores up to 2 leaves, 1 with skirt, 1 without
- 48" x 54"—48" w leaf does not fit inside of a 54" long oval top
- 42" x 60"—1, 2 and 3 leaf oval tables store 2 leaves, 1 with skirt, 1 without
- 42" x 60"—1, 2 and 3 leaf banquet tables store 2 skirted leaves
- 42" x 60"—4 leaf table cannot store any leaves
- 42" x 66"—1, 2 and 3 leaf tables store up to 3 leaves, 2 with skirts, 1 without
- 42" x 66"—4 leaf table can store 2 leaves, 1 with skirt and 1 without.
- 42" x 72"—1, 2 and 3 leaf tables store up to 3 leaves, 2 with skirts, 1 without
- 42" x 72"—4 leaf table can only store 2 leaves, 1 with skirt, 1 without
- 48" x 60"—1, 2, and 3 leaf tables can only store 2 leaves, 1 with skirt, 1 without
- 48" x 60"—4 leaf table cannot store any leaves
- 48" x 66"—1, 2, and 3 leaf tables store up to 3 leaves, 2 with skirts, 1 without
- 48" x 66"—4 leaf table can only store 2 leaves, 1 with skirt, 1 without
- 48" x 72" self stores up to 4 leaves, 2 with skirts, 2 without

# SELF STORE: TRESTLE TABLES

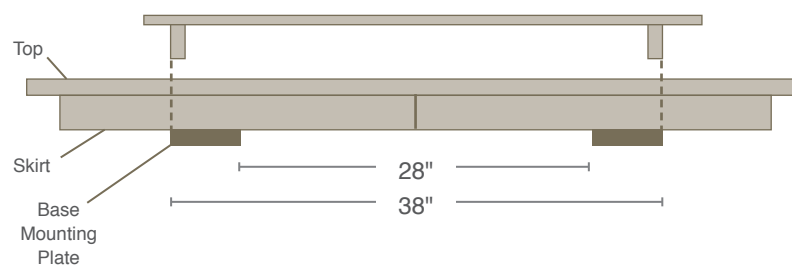
**42" Leaf (Skirts fit between plates)**



Side View of:  
42" x 66" and 42" x 72" Trestle Table

- Can store up to 4 leaves,  
2 with skirt, 2 without

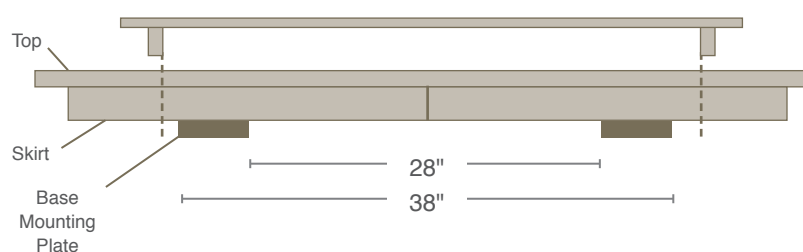
**42" Leaf (Skirts come on top of the plates)**



Side View of:  
42" x 60" Trestle Table

- Can store up to 4 leaves,  
ALL unskirted

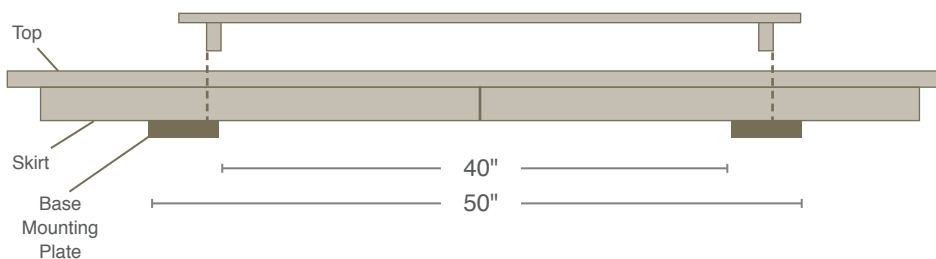
**48" Leaf (Skirts go on the outside of the plates)**



Side View of:  
48" x 60" Trestle Table

- Can store up to 4 leaves,  
2 with skirt, 2 without

**48" Leaf (Skirts come on top of the plates)**



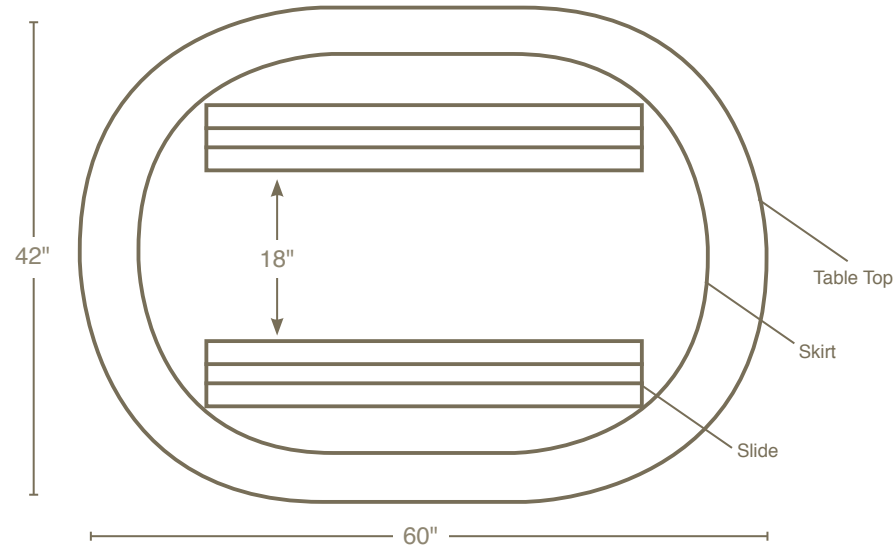
Side View of:  
48" x 66" and 48" x 72" Trestle Table

- Can store up to 4 leaves,  
ALL unskirted

# SELF STORE

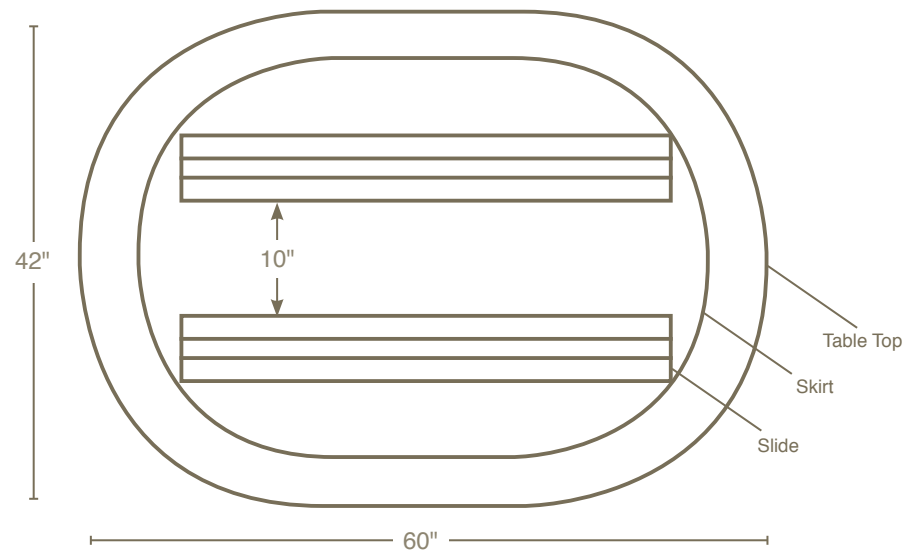
Here are several examples of oval tables that can or cannot self store.

**Bottom view of table:**



## **42" x 60" – 3 Leaves.**

Only 1 leaf fits between the slides, so table can only store 2 leaves. 1 leaf on top of the other, 1 with skirt, 1 without.



## **42" x 60" – 4 Leaves.**

Tables slide is 50" long and the table is only 60" long and with the oval shape it pushes the slides in so that there is only 10" max between the slides, therefore this table CANNOT store any of the 4 leaves.

The drawings on the opposite page hold true for 42" x 66" 3 and 4 leaf tables as far as the length of the slides, however a 42" x 66" 3 leaf double pedestal table has enough space between the slide to store 2 leaves side by side and 1 on top, 2 with skirts, 1 without.

When a 4 leaf slide is used on a 42" x 66" 4 leaf table the slides have to be moved in because of the oval shape which then will only allow 18" between the slides, therefore this table can only store 2 leaves, 1 with skirt, 1 without. The 2 leaves that cannot store will be skirted.

There are more examples that could be shown here, but we hope our efforts to list the basic "rules" of self storing will help our dealers and their customers to understand why some tables self store leaves and others do not.

## LOCKS

**Leverlocks:** All tables are standard with a leverlock in the center of the table, however ANY table that is ordered with the self store feature will not have a leverlock unless it is special ordered. The lock is removed so that the "catch" part of the lock does not scratch the leaves as they are being put in the self store position.

**Leaf Locks:** We use a spring lock. These locks are user friendly and adjust well to any movement that will occur naturally with wood products.

**PLEASE NOTE:** If self storing and leaf locks are options that your customer is requesting, we highly recommend that they decide which of the 2 options is the most important to them. On certain models of tables, the locks will be right on the plate which takes away space to store 2 leaves on top of each other. As a manufacturer of tables we do not recommend any type of leaf lock, as it is just another piece of hardware that can scratch your beautiful hardwood table.

## RUSTIC WOODS

When ordering Rustic Wood tables, please be aware that these tables come standard with filled knots on the table top. We make no guarantees of the size or type of knots that a table has. If you want open knots, please specify.



Small  
Open Knot



Small Knot  
with Black  
Epoxy



Large  
Open Knot



Medium  
Open Knot



Medium  
Knot with  
Black Epoxy



Live Edge Tops  
will have  
Filled Knots



## Available Sizes:

- 48" Round
- 54" Round
- 60" Round

Up to 2 Leaves

# ALBANY

- 1" round top is standard
- Ogee edge is standard
- Base standard as shown with levelers
- Available in Oak, Cherry, Quarter Sawn White Oak, Brown Maple & Rustic Cherry
- Quarter Sawn White Oak tables will have regular White Oak base
- 42" round not recommended due to base size



## Available Sizes:

- 42" x 60"
- 42" x 66"
- 42" x 72"
- 48" x 60"
- 48" x 66"
- 48" x 72"

Up to 4 Leaves

# ARLINGTON

- 1" rectangle top is standard
- Mission edge is standard
- Base standard as shown with levelers
- Available in Oak, Cherry, Quarter Sawn White Oak, Brown Maple & Rustic Cherry
- Quarter Sawn White Oak tables will have Quarter Sawn White Oak base





# ARTS & CRAFTS

*Top shown in Quarter Sawn White Oak with Michael's Cherry stain. Base shown in Brown Maple with black paint. Shown with RH Yoder 24" Madison Bar Stools and Hoosier Crafts Arts & Crafts Wine Cabinet.*





## Available Sizes:

- 48" Round
- 54" Round
- 60" Round

Up to 2 Leaves

- 72" Round

Round Solid Top  
Only

# ARTS & CRAFTS

- 1" round top is standard
- Bevel edge is standard
- Levelers standard
- Available in Oak, Cherry, Quarter Sawn White Oak, Brown Maple & Rustic Cherry
- Quarter Sawn White Oak tables will have regular White Oak base
- Shown with optional Lazy Susan



## Available Sizes:

- 42" x 42"
- 42" x 48"
- 42" x 54"
- 48" x 48"
- 48" x 54"

With Solid Top,  
1-12" Leaf, or  
1-18" Butterfly Leaf



# ARTS & CRAFTS CABINET

- 1" bow end top is standard
- Bevel edge is standard
- Standard with 1-18" Butterfly leaf
- Available in Oak, Cherry, Quarter Sawn White Oak, Brown Maple & Rustic Cherry
- Cabinet base is 26 1/2" w x 24" d
- 36" high is standard. Also available in 30" & 42" h (30" h only has 2 drawers)
- D925-BL Hardware is standard





## Available Sizes:

- 48" Round
- 54" Round
- 60" Round

Up to 2 Leaves

# ARTS & CRAFTS PUB

- 1" round top is standard
- Bevel edge is standard
- Levelers standard
- Available in Oak, Cherry, Quarter Sawn White Oak & Brown Maple
- Quarter Sawn White Oak tables will have regular White Oak base



## Available Sizes:

- 42" x 60"
- 42" x 66"
- 42" x 72"
- 48" x 60"
- 48" x 66"
- 48" x 72"

Up to 4 Leaves

# ARTS & CRAFTS TRESTLE

- 1" top with Bevel edge is standard
- Banquet style top standard—also available in rectangle top (please specify)
- Trestle base - 26" wide
- Available in Oak, Cherry, Quarter Sawn White Oak & Brown Maple
- Quarter Sawn White Oak tables will have regular White Oak base



## Available Sizes:

- 12 ½" x 24"
- 12 ½" x 36"

### Solid Top Only

- 12 ½" x 48"
- 12 ½" x 60"
- 12 ½" x 72"

### Solid Top or up to 4 Leaves

# ARTS & CRAFTS BENCH

- 1" top with Mission edge
- 18" high
- Leaf storage box to store all 4 leaves
- Available in Oak, Cherry, Quarter Sawn White Oak, Brown Maple & Rustic Cherry
- Quarter Sawn White Bench will have regular White Oak base



## Available Sizes:

- 36" x 54"
- 36" x 60"
- 36" x 66"
- 42" x 54"
- 42" x 60"
- 42" x 66"

**Solid Top only**

## LEG STYLES



- |                   |                  |
|-------------------|------------------|
| A Round Shaker    | E Country Reeded |
| B Traditional     | F Shaker         |
| C Country         | G Belmont Reeded |
| D Country Diamond | H Belmont Rope   |



# ASHEVILLE

- 1" rectangle top with grain lengthwise is standard
- 1" radius corner & Mission edge is standard
- 3" x 3" x 29" straight legs are standard
- 18" x 20" drawer is standard
- Available in Oak, Cherry, Quarter Sawn White Oak, Brown Maple & Rustic Cherry
- See price list for optional leg prices





## Available Sizes:

- 12 ½" x 42"
- 12 ½" x 48"
- 12 ½" x 54"
- 12 ½" x 60"
- 12 ½" x 66"

Solid Top only

# ASHEVILLE BENCH

- 1" hinged top is standard
- Mission edge is standard
- Storage compartment standard
- Available in Oak, Cherry, Quarter Sawn White Oak, Brown Maple & Rustic Cherry



## Available Sizes:

- 42" x 60"
- 42" x 66"
- 42" x 72"
- 48" x 60"
- 48" x 66"
- 48" x 72"

Up to 3-16" Leaves

# AUSTIN

- 1 3/8" plank top with Mission edge is standard
- Tongue & groove breadboards with dowel pin & wedge construction
- Base standard as shown with levelers
- Available in Oak, Cherry, Quarter Sawn White Oak, Brown Maple & Rustic Cherry
- Not available in Hickory, Rustic Hickory, or Grey Elm
- Quarter Sawn White Oak tables will have Quarter Sawn White Oak base
- Recommended chair: Austin from Artisan Chairs



## Available Sizes:

- 42" x 72"
- 48" x 72"

Up to 4 Leaves

# BARRINGTON DOUBLE

- 1¼" rectangle top with 1" radius corner & Mission edge
- Base standard as shown (has levelers)
- Available in Oak, Cherry, Brown Maple, Quarter Sawn White Oak & Rustic Cherry
- Quarter Sawn White Oak tables will have regular White Oak base



## Available Sizes:

- 48" Round
- 54" Round
- 60" Round

Up to 2-12" Leaves

# BARRINGTON SINGLE

- 1¼" round top with Mission edge
- Base standard as shown (has levelers)
- 42" Round not recommended due to base size
- Available in Oak, Cherry, Brown Maple, Quarter Sawn White Oak & Rustic Cherry
- Quarter Sawn White Oak tables will have regular White Oak base





## Available Sizes:

- 42" x 42"
- 42" x 48"
- 42" x 54"
- 48" x 48"
- 48" x 54"

With Solid Top,  
1-12" Leaf, or  
1-18" Butterfly Leaf



# BASSETT CABINET

- 1" top with 6" clip corner and Mission edge
- Standard with 1-18" Butterfly leaf
- Available in Oak, Cherry, Quarter Sawn White Oak, Brown Maple & Rustic Cherry
- Cabinet base is 26" w x 24" d (No options on cabinet size)
- 36" high is standard. Also available in 30" & 42" h (30" h has no drawer)
- 1586-ORB hardware is standard



## Available Sizes:

- 42" x 60"
- 42" x 66"
- 42" x 72"
- 48" x 60"
- 48" x 66"
- 48" x 72"

Up to 4 Leaves

# BAYTOWN DOUBLE

- 1" bow end top is standard
- Waterfall edge standard
- 2 ½" straight skirt
- Base standard as shown with levelers
- Available in Oak, Cherry, Quarter Sawn White Oak, Brown Maple & Rustic Cherry
- Quarter Sawn White Oak tables will have regular White Oak base



## Available Sizes:

- 42" Round
- 48" Round
- 54" Round

Up to 2 Leaves

- 36" x 48" Oval
- 42" x 54" Oval

Up to 2 Leaves

# BAYTOWN SINGLE

- 1" round top with Waterfall edge is standard
- Also available in oval top
- Base standard as shown with levelers
- Available in Oak, Cherry, Quarter Sawn White Oak, Brown Maple & Rustic Cherry
- Quarter Sawn White Oak tables will have regular White Oak base





# BEAUMONT

*Shown in Quarter Sawn White Oak with  
Asbury stain. Shown with Artisan Beaumont Chairs and  
Hoosier Crafts Manitoba Server.*





## Available Sizes:

- 42" x 60"
- 42" x 66"
- 42" x 72"
- 48" x 60"
- 48" x 66"
- 48" x 72"

Up to 4 Leaves

# BEAUMONT

- 1" thick rectangle top with Mission edge
- Base standard as shown with levelers
- Available in Oak, Cherry, Quarter Sawn White Oak, Brown Maple & Rustic Cherry
- Quarter Sawn White Oak tables will have Quarter Sawn White Oak base
- Recommended chair: Beaumont from Artisan Chairs



## Available Sizes:

- 12 ½" x 24"
- 12 ½" x 36"

### Solid Top Only

- 12 ½" x 48"
- 12 ½" x 60"
- 12 ½" x 72"

### Solid Top or up to 4 Leaves

# BEAUMONT BENCH

- 1" top with Mission edge
- 18" high
- Leaf storage box to store all 4 leaves
- Available in Oak, Cherry, Quarter Sawn White Oak, Brown Maple & Rustic Cherry




## Available Sizes:

- 42" x 42"
- 42" x 48"
- 42" x 54"
- 48" x 48"
- 48" x 54"

With Solid Top,  
1-12" Leaf, or  
1-18" Butterfly Leaf

# BEAUMONT CABINET

- 1" top with 1" radius corners and Mission edge is standard
- Standard with 1-18" Butterfly leaf
- Available in Oak, Cherry, Quarter Sawn White Oak, Brown Maple & Rustic Cherry
- Cabinet base is 26" w x 26" d (No options on cabinet size)
- 36" high is standard. Also available in 30" & 42" h (30" h only has 2 drawers)
- 55271-BBR hardware is standard





## Available Sizes:

- 42" x 60"
- 42" x 66"
- 42" x 72"
- 48" x 60"
- 48" x 66"
- 48" x 72"

Up to 3-16" Leaves

# BENSON

- 1 3/8" rectangle top with Mission edge is standard
- Plank top with random width boards
- Tongue & groove breadboards with dowel pin & wedge construction
- 3 1/2" straight skirt
- 4 1/2" x 4 1/2" 2 sided tapered leg
- Available in Oak, Cherry, Quarter Sawn White Oak, Brown Maple & Rustic Cherry
- Not available in Hickory, Rustic Hickory, or Grey Elm
- Recommended chair: Jacoby from F&N Woodworking





## Available Sizes:

- 12 ½" x 48"
- 12 ½" x 60"
- 12 ½" x 72"

Up to 3-16" Leaves

# BENSON BENCH

- 1 ⅜" plank top with random width boards & Mission edge
- Tongue & groove breadboards with dowel pin construction
- Standard with up to 3-16" leaves (no options on leaf size)
- Includes leaf storage box that stores all 3 leaves
- 2 sided tapered shaker legs
- Available in Oak, Cherry, Quarter Sawn White Oak, Brown Maple & Rustic Cherry
- Not available in Hickory, Rustic Hickory, or Grey Elm



# BERKSHIRE

*Shown in Brown Maple with Coffee stain.  
Shown with Artisan Berkshire Reeded Chairs and  
Hoosier Crafts Berkshire Hutch.*





## Available Sizes:

- 42" x 60"
- 42" x 66"
- 42" x 72"
- 48" x 60"
- 48" x 66"
- 48" x 72"

Up to 4 Leaves

# BERKSHIRE

- 1 ¼" thick smooth top with Mission edge and 1" corner radius is standard
- 4 ½" leg standard as shown, optional reeded leg
- 3 ½" straight skirt
- Available in Oak, Cherry, Quarter Sawn White Oak, Brown Maple & Rustic Cherry
- Recommended chair: Berkshire from Artisan Chairs



Berkshire Reeded

## Available Sizes:

- 54" Round
- 60" Round

Up to 2 Leaves

# BRADFORD SINGLE

- 1 ¼" round top with Waterfall edge is standard
- Base size is 23" w x 23" d
- Base standard as shown with levelers
- Available in Oak, Cherry, Quarter Sawn White Oak, Brown Maple & Rustic Cherry
- Quarter Sawn White Oak tables will have regular White Oak base





## Available Sizes:

- 42" Round
- 48" Round
- 54" Round

Up to 2 Leaves

# BRADY LEG

- 1" round top is standard
- Mission edge is standard
- Legs standard as shown (no options)
- Available in Oak, Cherry, Quarter Sawn White Oak & Brown Maple
- Not available in pub height



## Available Sizes:

- 42" x 60"
- 42" x 66"
- 42" x 72"
- 48" x 60"
- 48" x 66"
- 48" x 72"

Up to 4-12" Leaves

# BRIDGEPORT

- 1" rectangle top with reverse Chamfer edge is standard
- 3" skirt with Chamfer edge on bottom of skirt
- No gap cover (not available)
- Base standard as shown with levelers
- Available in Oak, Cherry, Quarter Sawn White Oak, Brown Maple & Rustic Cherry
- Quarter Sawn White Oak tables will have regular White Oak base
- Recommended chair: Bridgeport from Artisan Chairs



## Available Sizes:

- 12 ½" x 24"
- 12 ½" x 36"

### Solid Top Only

- 12 ½" x 48"
- 12 ½" x 60"
- 12 ½" x 72"

### Solid Top or up to 4 Leaves

# BRIDGEPORT BENCH

- 1" top with Mission edge
- 18" high
- Leaf storage box to store all 4 leaves
- Available in Oak, Cherry, Quarter Sawn White Oak, Brown Maple & Rustic Cherry





## Available Sizes:

- 12 ½" x 24"
- 12 ½" x 36"

### Solid Top Only

- 12 ½" x 48"
- 12 ½" x 60"
- 12 ½" x 72"

### Solid Top or up to 4 Leaves

# BROADWAY BENCH

- 1" bow end top with Mission edge
- 18" high
- Leaf storage box to store all 4 leaves
- Available in Oak, Cherry, Quarter Sawn White Oak, Brown Maple & Rustic Cherry



## Available Sizes:

- 42" x 60"
- 42" x 66"
- 42" x 72"
- 48" x 60"
- 48" x 66"
- 48" x 72"

Up to 4 Leaves

# BROADWAY LEG

- 1" bow end top is standard
- Mission edge is standard
- 3 1/2" skirt standard as shown
- Curved legs standard as shown
- Available in Oak, Cherry, Quarter Sawn White Oak & Brown Maple



## Available Sizes:

- 42" Round
- 48" Round
- 54" Round

Up to 2 Leaves

# BROOKLYN SINGLE

- 1 ¼" round top with Mission edge is standard
- Black powder coated metal base (with levelers)
- Available in Oak, Cherry, Quarter Sawn White Oak, Brown Maple & Rustic Cherry
- Shown in Rustic Walnut with Natural Finish





## Available Sizes:

- 48" Round
- 54" Round
- 60" Round

Up to 2 Leaves

- 72" Round

Round Solid Top  
Only

# BROOKVILLE

- 1" round top with Bevel edge standard
- Base standard as shown with levelers
- Available in Oak, Cherry, Quarter Sawn White Oak & Brown Maple
- Quarter Sawn White Oak tables will have Quarter Sawn White Oak base
- Recommended chair: Brookville from Artisan Chairs
- Shown in 30" height



## Available Sizes:

- 48" Round
- 54" Round
- 60" Round

Up to 2 Leaves

# BROOKVILLE PUB

- 1" round top with Bevel edge standard
- Base standard as shown with levelers
- Available in Oak, Cherry, Quarter Sawn White Oak & Brown Maple
- Quarter Sawn White Oak tables will have Quarter Sawn White Oak base
- Shown in 36" height



## Available Sizes:

- 48" Round
- 54" Round
- 60" Round

Up to 2 Leaves

- 72" Round

Round Solid Top  
Only

# BURLINGTON SINGLE

- 1 ¼" round top with Waterfall edge is standard
- 13" pedestal standard with 48" & 54" top, 15" pedestal standard with 60" & 72" top
- Base standard as shown with levelers
- Available in Oak, Cherry, Quarter Sawn White Oak, Brown Maple & Rustic Cherry
- Quarter Sawn White Oak tables will have Quarter Sawn White Oak base
- 42" round not available due to base size
- Recommended chair: Ramsey from F&N Woodworking



## Available Sizes:

- 42" x 60"
- 42" x 66"
- 42" x 72"
- 48" x 60"
- 48" x 66"
- 48" x 72"

Up to 4 Leaves

# CAMBRIDGE

- 1" rectangle top with Mission edge is standard
- 2 ½" straight skirt
- Base standard as shown with levelers
- Available in Oak, Cherry, Quarter Sawn White Oak, Brown Maple & Rustic Cherry
- Quarter Sawn White Oak tables will have regular White Oak base





## Available Sizes:

- 12 ½" x 24"
- 12 ½" x 36"

### Solid Top Only

- 12 ½" x 48"
- 12 ½" x 60"
- 12 ½" x 72"

### Solid Top or up to 4 Leaves

# CAMBRIDGE BENCH

- 1" top with Mission edge
- 18" high
- Leaf storage box to store all 4 leaves
- Available in Oak, Cherry, Quarter Sawn White Oak, Brown Maple & Rustic Cherry



# CANTERBURY LEG

*Shown in Grey Elm with Michael's Cherry stain and Brown Maple base with Onyx stain. Shown with Canterbury chairs from Artisan Chairs.*



## Available Sizes:

- 42" x 60"
- 42" x 66"
- 42" x 72"
- 48" x 60"
- 48" x 66"
- 48" x 72"

Up to 4 Leaves

# CANTERBURY LEG

- 1" Canterbury top with Waterfall edge is standard
- 3 ½" arched skirt
- Base standard as shown with levelers
- Available in Oak, Cherry, Quarter Sawn White Oak & Brown Maple
- Recommended chair: Canterbury from Artisan Chairs





## Available Sizes:

- 12 ½" x 24"
- 12 ½" x 36"

### Solid Top Only

- 12 ½" x 48"
- 12 ½" x 60"
- 12 ½" x 72"

### Solid Top or up to 4 Leaves

# CANTERBURY BENCH

- 1" Bow End top with Waterfall edge is standard
- 18" high
- Leaf storage box to store all 4 leaves
- Available in Oak, Cherry, Quarter Sawn White Oak, Brown Maple & Rustic Cherry
- Quarter Sawn White Oak bench will have regular White Oak base
- Shown in Brown Maple with FC - 9018 Lite Asbury top & FC - 230 Onyx base





## Available Sizes:

### ■ 48" Round

Up to 2-16" Leaves

### ■ 54" Round

Up to 1-16" Leaf

# CARSON SINGLE

- 1 3/8" round random width grooved top with Mission edge
- Tongue & groove breadboards with dowel pin & wedge construction
- Base standard as shown with levelers
- Available in Oak, Cherry, Quarter Sawn White Oak, Brown Maple & Rustic Cherry
- Not available in Hickory, Rustic Hickory, or Grey Elm
- Quarter Sawn White Oak tables will have regular White Oak base



## Available Sizes:

- 42" x 72"
- 48" x 72"

Up to 4 Leaves

# CHANCELLOR DOUBLE

- 1" banquet top with Bevel edge is standard
- Base standard as shown with levelers
- Available in Oak, Cherry, Quarter Sawn White Oak & Brown Maple
- Quarter Sawn White Oak tables will have regular White Oak base









# CHANCELLOR SINGLE

*Shown in Brown Maple with Rich Tobacco stain.  
Shown with F&N Woodworking Brookfield Chairs and  
Hoosier Crafts Raber Buffet.*





## Available Sizes:

- 42" Round
- 48" Round
- 54" Round

Up to 2 Leaves

# CHANCELLOR SINGLE

- 1" round top with Bevel edge is standard
- Base standard as shown with levelers
- Available in Oak, Cherry, Quarter Sawn White Oak & Brown Maple
- Quarter Sawn White Oak tables will have regular White Oak base



## Available Sizes:

- 42" x 60"
- 42" x 66"
- 42" x 72"
- 48" x 60"
- 48" x 66"
- 48" x 72"

Up to 3-16" Leaves

# CHESAPEAKE

- 1 3/8" rectangle top with Mission edge
- Plank top is standard
- 16" leaves standard (no options on leaf size)
- Tongue & groove breadboards with dowel pin & wedge construction
- Also available in 1" thick smooth top (specify)
- Base standard as shown with levelers
- Available in Oak, Cherry, Quarter Sawn White Oak, Brown Maple & Rustic Cherry
- Not available in Hickory, Rustic Hickory, or Grey Elm
- Quarter Sawn White Oak tables will have regular White Oak base
- Recommended chair: Chesapeake from RH Yoder



## Available Sizes:

- 14" x 48"
- 14" x 60"
- 14" x 72"

Up to 3-16" Leaves

# CHESAPEAKE BENCH

- 1 3/8" Plank top with Mission edge
- Tongue & groove breadboards with dowel pin construction
- Standard with 16" leaves (no options on leaf size)
- Includes leaf storage box
- Available in Oak, Cherry, Quarter Sawn White Oak, Brown Maple & Rustic Cherry
- Not available in Hickory, Rustic Hickory, or Grey Elm



## Available Sizes:

- 42" x 80"
- 48" x 80"

Only Sizes Available

# CHESTERTON

- 1 3/8" plank style top with Mission edge is standard
- End pieces on top are tongue & groove construction with 1/2" dowel-pins & wedges for strength & character
- Base standard as shown
- Available in Oak, Cherry, Quarter Sawn White Oak & Brown Maple
- Not available in Hickory, Rustic Hickory, or Grey Elm
- Quarter Sawn White Oak tables will have regular White Oak base





## Available Sizes:

- 48" Round
- 54" Round
- 60" Round

**Solid Top Only**

# CLERMONT SINGLE BARREL

- 1 ¼" round top with Mission edge is standard
- 36" high table
- 36" round metal footrest is standard
- Available in Rustic Red Oak and Rustic Quarter Sawn White Oak
- Barrel lid is finished Natural
- Licensed Jim Beam whiskey barrel
- Shown 54" Round in Rustic Quarter Sawn White Oak with Golden Brown stain



## Available Sizes:

- 42" x 60"
- 42" x 66"
- 48" x 60"
- 48" x 66"

### Up to 4 Self

#### Storing Leaves

(Not Available with Leaf Skirts)

No Other Sizes  
Available

# COVINGTON

- 1" rectangle top with Mission edge standard
- 5" skirt standard as shown (no options)
- Self store compartment with solid wood ship-lap bottom
- 3" x 3" tapered legs stay stationary like trestle tables when top opens
- Available in Oak, Cherry, Quarter Sawn White Oak & Brown Maple
- Recommended chair: Aspen from F&N Woodworking









# COLEBROOK

*Shown in Quarter Sawn White Oak with  
Michael's Cherry stain. Shown with RH Yoder Colebrook  
Chairs and Hoosier Crafts Colebrook Hutch.*





## Available Sizes:

- 42" x 60"
- 42" x 66"
- 42" x 72"
- 48" x 60"
- 48" x 66"
- 48" x 72"

Up to 4 Leaves

# COLEBROOK

- 1" boat shape top with Bevel edge is standard
- Black inlay in top & base
- Available in Oak, Cherry, Quarter Sawn White Oak & Brown Maple
- Quarter Sawn White Oak tables will have Quarter Sawn White Oak base
- Recommended chair: Colebrook from RH Yoder



## Available Sizes:

- 12 ½" x 24"
- 12 ½" x 36"

### Solid Top Only

- 12 ½" x 48"
- 12 ½" x 60"
- 12 ½" x 72"

### Solid Top or up to 4 Leaves

# COLEBROOK BENCH

- 1" top with Mission edge
- 18" high
- Leaf storage box to store all 4 leaves
- Available in Oak, Cherry, Quarter Sawn White Oak, Brown Maple & Rustic Cherry





## Available Sizes:

- 42" x 42"
- 42" x 48"
- 42" x 54"
- 48" x 48"
- 48" x 54"

**With Solid Top,  
1-12" Leaf, or  
1-18" Butterfly Leaf**



# COLEBROOK CABINET

- 1" top with 1" radius corner and black inlay
- Bevel edge is standard
- Standard with 1-18" Butterfly leaf
- Available in Oak, Cherry, Quarter Sawn White Oak, Brown Maple & Rustic Cherry
- Cabinet base size is 26" x 24" (no options)
- 36" high is standard. Also available in 30" & 42" h (30" h only has 2 drawers)
- 1586-ORB hardware is standard



## Available Sizes:

- 42" Round
- 48" Round
- 54" Round

Up to 2-12" Leaves

# DANBURY

- 1" round top with Ogee edge is standard
- Base standard as shown with levelers
- Available in Oak, Cherry, Quarter Sawn White Oak & Brown Maple




## Available Sizes:

- 30" x 42"
- 33" x 42"
- 36" x 42"
- 30" x 48"
- 33" x 48"
- 36" x 48"

Solid Top Only

# DAYTON LEG

- 1" smooth rectangle top with grain lengthwise and Mission edge is standard
- Shown with optional saw marks and grooves
- 2 ½" x 2 ½" x 29" taper shaker legs standard
- Available in Oak, Cherry, Quarter Sawn White Oak, Brown Maple & Rustic Cherry





## Available Sizes:

- 42" x 60"
- 42" x 66"
- 42" x 72"
- 48" x 60"
- 48" x 66"
- 48" x 72"

Up to 4 Leaves

# DENVER LEG

- 1" rectangle top is standard
- Bevel edge is standard
- 2 ½" straight skirt standard
- Non-gear'd wooden slides
- Available in Oak, Cherry, Quarter Sawn White Oak & Brown Maple



## Available Sizes:

- 12 ½" x 24"
- 12 ½" x 36"

### Solid Top Only

- 12 ½" x 48"
- 12 ½" x 60"
- 12 ½" x 72"

### Solid Top or up to 4 Leaves

# DENVER BENCH

- 1" top with Mission edge
- 18" high
- Leaf storage box to store all 4 leaves
- Available in Oak, Cherry, Quarter Sawn White Oak, Brown Maple & Rustic Cherry



## Available Sizes:

- 36" x 42"
- 36" x 48"
- 36" x 54"
- 42" x 42"
- 42" x 48"
- 42" x 54"

Up to 4 Leaves

# DOVER LEG

- 1" rectangle top with Mission edge standard
- 2 ½" straight skirt
- 2 ½" x 2 ½" x 29" taper shaker legs standard
- Available in Oak, Cherry, Quarter Sawn White Oak, Brown Maple & Rustic Cherry





## Available Sizes:

- 42" x 60"
- 42" x 66"
- 42" x 72"
- 48" x 60"
- 48" x 66"
- 48" x 72"

Up to 4 Leaves

(Not Available in  
42" x 60" Oval)

# DUTCH DOUBLE

- 1" top with 8" square round is standard
- Roundover edge is standard
- Base standard as shown with levelers
- Only self-stores unskirted leaves
- Available in Oak, Cherry Quarter Sawn White Oak & Brown Maple
- Quarter Sawn White Oak tables will have regular Oak base



## Available Sizes:

- 42" Round
- 48" Round

Up to 2-12" Leaves

# EASTON SINGLE

- 1" round top with Waterfall edge
- Base standard as shown (has levelers)
- Available in Oak, Cherry, Brown Maple, Quarter Sawn White Oak & Rustic Cherry
- Quarter Sawn White Oak tables will have regular White Oak base



## Available Sizes:

- 42" x 60"
- 42" x 66"
- 42" x 72"
- 48" x 60"
- 48" x 66"
- 48" x 72"

Up to 4 Leaves

# ESTATE DOUBLE

- 1" square round top with 4" corner radius
- 3" x 3" corner blocks standard as shown
- Bevel edge is standard
- Standard feet as shown with levelers
- Available in Oak, Cherry, Quarter Sawn White Oak & Brown Maple
- Quarter Sawn White Oak tables will have regular White Oak base





## Available Sizes:

- 42" x 54"
- 42" x 60"

Up to 2 Leaves

- 42" Round
- 48" Round
- 54" Round

Up to 2 Leaves

# ESTATE OVAL

- 1" oval top is standard
- Bevel edge is standard
- Feet standard as shown with levelers

- Available in Oak, Cherry, Quarter Sawn White Oak & Brown Maple
- Quarter Sawn White Oak tables will have regular White Oak base



## Available Sizes:

- 42" x 60"
- 42" x 66"
- 42" x 72"
- 48" x 60"
- 48" x 66"
- 48" x 72"

Up to 4 Leaves

# ETHAN

- 1" rectangle top with Mission edge is standard
- 4 ½" straight skirt with molding, standard as shown
- 3" x 3" tapered leg with molding, standard as shown
- Available in Oak, Cherry, Quarter Sawn White Oak & Brown Maple
- Not available with boat shape top



## Available Sizes:

- 42" x 60"
- 42" x 66"
- 42" x 72"
- 48" x 60"
- 48" x 66"
- 48" x 72"

Up to 4 Leaves

# FLUTED DOUBLE


- Oval top is standard, square round top is available
- Roundover edge is standard
- Bow Sheaf or Fluted Spindle rail are available – please specify
- Cabriole feet standard with fluted pedestal
- Claw feet are available, all feet standard with levelers
- Available in Oak, Cherry, Quarter Sawn White Oak & Brown Maple
- Quarter Sawn White Oak tables will have Oak base



Bow Sheaf



Fluted Spindle Rail



Claw Feet  
(used with Fluted Pedestal)



Cabriole  
(used with Fluted Pedestal)



## Available Sizes:

- 42" x 60"
- 42" x 66"
- 42" x 72"
- 48" x 60"
- 48" x 66"
- 48" x 72"

Up to 4 Leaves

# FREMONT LEG

- 1" rectangle top with Bevel edge is standard
- 2 ½" straight skirt
- Leg standard as shown
- Available in Oak, Cherry, Quarter Sawn White Oak, Brown Maple & Rustic Cherry



## Available Sizes:

- 42" x 60"
- 42" x 66"
- 42" x 72"
- 48" x 60"
- 48" x 66"
- 48" x 72"

Up to 4 Leaves

# FREMONT TRESTLE

- 1" top with 1" corner radius and Bevel edge is standard
- Base standard as shown with levelers
- Available in Oak, Cherry, Quarter Sawn White Oak, Brown Maple & Rustic Cherry
- Quarter Sawn White Oak tables will have Quarter Sawn White Oak base
- Recommended chair: Fremont from Artisan Chairs



## Available Sizes:

- 42" x 60"
- 42" x 66"
- 42" x 72"
- 48" x 60"
- 48" x 66"
- 48" x 72"

Up to 4 Leaves

# GALENA TRESTLE

- 1" bow end top with Waterfall edge is standard
- Base standard as shown with levelers
- Available in Oak, Cherry, Quarter Sawn White Oak, Brown Maple & Rustic Cherry
- Quarter Sawn White Oak tables will have Quarter Sawn White Oak base
- Recommended chair: Galena from Artisan Chairs





## Available Sizes:

- 54" x 42" w/ 1-12" Leaf  
Opens to 54" x 54"
- 60" x 48" w/ 1-12" Leaf  
Opens to 60" x 60"

# GATHERING

- 1" rectangle top with Mission edge
- 2 ½" straight skirt
- 3" x 3" tapered shaker legs
- Available in Oak, Cherry, Quarter Sawn White Oak & Brown Maple
- 36" high is standard. Also available in 30" & 42" h



## Available Sizes:

- 42" x 60"
- 42" x 66"
- 42" x 72"
- 48" x 60"
- 48" x 66"
- 48" x 72"

Up to 4 Leaves

# GRANBY

- 1" rectangle top with Mission edge is standard
- Skirt & legs standard as shown
- Available in Oak, Cherry, Quarter Sawn White Oak & Brown Maple



## Available Sizes:

- 42" x 60"
- 42" x 66"
- 42" x 72"
- 48" x 60"
- 48" x 66"
- 48" x 72"

Up to 4 Leaves

# HAMPTON

- 1" rectangle top with Bullnose edge is standard
- 3 ½" rounded skirt as shown
- No gap covers
- Available in Oak, Cherry, Quarter Sawn White Oak & Brown Maple
- Quarter Sawn White Oak tables will have regular White Oak base





## Available Sizes:

- 12 ½" x 24"
- 12 ½" x 36"

### Solid Top Only

- 12 ½" x 48"
- 12 ½" x 60"
- 12 ½" x 72"

### Solid Top or up to 4 Leaves

# HAMPTON BENCH

- 1" top with Mission edge
- 18" high
- Leaf storage box to store all 4 leaves
- Available in Oak, Cherry, Quarter Sawn White Oak & Brown Maple



## Available Sizes:

- 42" x 60"
- 42" x 66"
- 42" x 72"
- 48" x 60"
- 48" x 66"
- 48" x 72"

Up to 4 Leaves

# HAMPTON LEG

- 1" rectangle top with Bullnose edge
- 3 1/2" rounded skirt standard as shown
- No gap covers
- Leg standard as shown, optional reeded leg
- Available in Oak, Cherry, Quarter Sawn White Oak & Brown Maple









## Available Sizes:

- 42" x 60"
- 42" x 66"
- 42" x 72"
- 48" x 60"
- 48" x 66"
- 48" x 72"

Up to 4 Leaves

# HARRISON DOUBLE

- Oval top is standard
- Bevel edge is standard
- Feet standard as shown - with levelers
- Plain bar spreader
- Available in Oak, Cherry, Quarter Sawn White Oak & Brown Maple
- Quarter Sawn White Oak tables will have regular White Oak base
- Recommended chair: Meridan from F&N Woodworking



## Available Sizes:

- 42" Round
- 48" Round
- 54" Round

Up to 2 Leaves

- 42" x 54" Oval
- 42" x 60" Oval

Up to 2 Leaves

# HARRISON SINGLE

- 1" round top with Bevel edge is standard
- Base standard as shown - with levelers
- Available in Oak, Cherry, Quarter Sawn White Oak & Brown Maple
- Quarter Sawn White Oak tables will have regular White Oak base



## Available Sizes:

- 42" x 78"
- 48" x 78"

From 10 to 14 Leaves

# HARTFORD TRESTLE

- 1" bow end top is standard
- Mission edge is standard
- Trestle base standard as shown (no options)
- All leaves will be skirted unless ordered without
- Available in Oak, Cherry, Quarter Sawn White Oak & Brown Maple
- Note: starting size cannot be less than 78" due to the space needed for the base







## Available Sizes:

- 42" x 78"
- 48" x 78"

From 10 to 14 Leaves

# HARTFORD TRESTLE

- 1" bow end top is standard
- Mission edge is standard
- Trestle base standard as shown (no options)
- All leaves will be skirted unless ordered without
- Available in Oak, Cherry, Quarter Sawn White Oak & Brown Maple
- Note: starting size cannot be less than 78" due to the space needed for the base
- See expanded views on page 104-105



## Available Sizes:

- 42" x 60"
- 42" x 66"
- 42" x 72"
- 48" x 60"
- 48" x 66"
- 48" x 72"

With up to 4 Leaves

# HARVEST LEG

- 1 ¼" rectangle top is standard
- Mission edge is standard
- 4 ½" Harvest legs are standard, no other leg options
- 4 ½" skirt is standard
- Standard table not made for arm chairs, if arm chairs are used you must specify on order, then arm chair skirt will be used on the ends
- Available in Oak, Cherry, Quarter Sawn White Oak & Brown Maple



Skirt to allow for arm chairs. Arm chair cutout not available on 42" w tables.



## Available Sizes:

- 12 ½" x 24"
- 12 ½" x 36"

### Solid Top Only

- 12 ½" x 48"
- 12 ½" x 60"
- 12 ½" x 72"

### Solid Top or up to 4 Leaves

# HARVEST BENCH

- 1" top with Mission edge
- 18" high
- Leaf storage box to store all 4 leaves
- Available in Oak, Cherry, Quarter Sawn White Oak & Brown Maple









# HEIDI CABINET

*Shown in Brown Maple SP-151 Weathered Black Med.  
Distressed 10 sheen and SP-154 Washed Gray Med.  
Distressed 10 sheen base stain. Shown with Denver  
Chairs from Artisan Chairs.*





## Available Sizes:

- 42" x 42"
- 42" x 48"
- 42" x 54"
- 48" x 48"
- 48" x 54"

**With Solid Top,  
1-12" Leaf, or  
1-18" Butterfly Leaf**

# HEIDI CABINET

- 1" top with 1" radius corners and Mission edge is standard
- Standard with 1-18" Butterfly leaf
- Standard with basket drawers featuring soft-close slides as shown
- Available in Oak, Cherry, Quarter Sawn White Oak, Brown Maple & Rustic Cherry
- Cabinet base is 26" w x 26" d (No options on cabinet size)
- 36" high is standard. Also available in 30" h
- Shown with dark drawer baskets (standard)
- Shown in Brown Maple with SP-151 Weathered Black Med-Dis. 10 sheen top and SP-154 Washed Gray Med-Dis. 10 sheen base



Dark



Medium



Light



# HEIDI LEG

*Shown in Brown Maple with Golden Brown stain.  
Shown with RH Yoder Bellingham Chairs and  
Hoosier Crafts Heidi Buffet.*





## Available Sizes:

- 42" x 60"
- 42" x 66"
- 42" x 72"
- 48" x 60"
- 48" x 66"
- 48" x 72"

Up to 4 Leaves

# HEIDI LEG

- 1" rectangle top is standard
- Mission edge is standard
- Arched skirt standard as shown
- 3" x 3" straight legs standard
- Available in Oak, Cherry, Quarter Sawn White Oak & Brown Maple
- Available in 36" & 42" high





## Available Sizes:

- 12 ½" x 24"
- 12 ½" x 36"

### Solid Top Only

- 12 ½" x 48"
- 12 ½" x 60"
- 12 ½" x 72"

### Solid Top or up to 4 Leaves

# HEIDI BENCH

- 1" top with Mission edge
- 18" high
- Leaf storage box to store all 4 leaves
- Available in Oak, Cherry, Quarter Sawn White Oak & Brown Maple







## Available Sizes:

- 42" x 60"
- 42" x 66"
- 42" x 72"
- 48" x 60"
- 48" x 66"
- 48" x 72"

Up to 4 Leaves

# IMPERIAL DOUBLE

- 1" oval top with Bevel edge is standard
- Base standard as shown
- Available in Oak, Cherry, Quarter Sawn White Oak & Brown Maple
- Quarter Sawn White Oak tables will have Quarter Sawn White Oak base





## Available Sizes:

- 42" x 42"
- 48" x 48"
- 54" x 54"

Up to 2 Leaves

# IMPERIAL SINGLE

- 1" round top with Bevel edge
- Base standard as shown
- Available in Oak, Cherry, Quarter Sawn White Oak & Brown Maple
- Quarter Sawn White Oak tables will have Quarter Sawn White Oak base



## Available Sizes:

■ 42" x 42"

■ 48" x 48"

Up to 2 Leaves

■ 54" x 54"

Solid Top Only

# IMPERIAL SINGLE PUB

■ 1" Round top with Bevel Edge standard

■ Base standard as shown with levelers

■ Available in Oak, Cherry, Quarter Sawn White Oak & Brown Maple

■ Quarter Sawn White Oak tables will have Quarter Sawn White Oak base

■ Pub height standard 36" high (not available in 42" high)



## Available Sizes:

- 42" x 60"
- 42" x 66"
- 42" x 72"
- 48" x 60"
- 48" x 66"
- 48" x 72"

Up to 3-16" Leaves

# JACOBY

- 1 3/8" rectangle top with Mission edge
- Plank top with random width boards
- 16" leaves standard (no options on leaf size)
- Tongue & groove breadboards with dowel pin & wedge construction
- 3 1/2" straight skirt
- 3" x 3" tapered shaker leg

- Available in Oak, Cherry, Quarter Sawn White Oak, Brown Maple & Rustic Cherry
- Not available in Hickory, Rustic Hickory, or Grey Elm
- Recommended chair: Jacoby from F&N Woodworking





## Available Sizes:

- 12 ½" x 48"
- 12 ½" x 60"
- 12 ½" x 72"

Up to 3-16" Leaves

# JACOBY BENCH

- 1 ⅜" plank top with random width boards & Mission edge
- Tongue & groove breadboards with dowel pin construction
- Standard with up to 3-16" leaves (no options on leaf size)
- Includes leaf storage box
- Available in Oak, Cherry, Quarter Sawn White Oak, Brown Maple & Rustic Cherry
- Not available in Hickory, Rustic Hickory, or Grey Elm



## Available Sizes:

- 42" x 60"
- 42" x 66"
- 42" x 72"
- 48" x 60"
- 48" x 66"
- 48" x 72"

Up to 4 Leaves

# JAMESTOWN

- 1" rectangle top with Mission edge is standard
- Base standard as shown with levelers
- Available in Oak, Cherry, Quarter Sawn White Oak, Brown Maple & Rustic Cherry
- Recommended chair: Jamestown from Artisan Chairs





# KINGSLEY SINGLE

*Shown in Brown Maple with Rich Tobacco stain.  
Shown with F&N Woodworking Kimberley Chairs  
with 28-21 Cinnemax Fabric seat.*





## Available Sizes:

- 48" Round
- 54" Round
- 60" Round

Up to 2 Leaves

# KINGSLEY SINGLE

- 1 1/4" round top is standard
- Roundover edge is standard
- Base standard as shown with levelers
- Available in Oak, Cherry, Quarter Sawn White Oak, Brown Maple & Rustic Cherry
- Quarter Sawn White Oak tables will have regular White Oak base
- Recommended chair: Kimberley from F&N Woodworking



## Available Sizes:

- 42" x 60"
- 42" x 66"
- 42" x 72"
- 48" x 60"
- 48" x 66"
- 48" x 72"

Up to 4 Leaves

# KINGSBURY MISSION TRESTLE

- 1" rectangle top is standard
- Mission edge is standard
- Trestle base is 24" wide
- Base is designed for 2 chairs per side
- Available in Oak, Cherry, Quarter Sawn White Oak & Brown Maple
- Quarter Sawn White Oak tables will have regular White Oak base



## Available Sizes:

- 42 x 72"
- 48 x 72"

Up to 4 Leaves

# KNOXVILLE

- 1" Rectangle top with Chamfer edge
- Base standard as shown with levelers
- Available in Oak, Quarter Sawn White Oak, Brown Maple & Rustic Cherry
- Quartersawn White Oak tables will have Quartersawn White Oak base





## Available Sizes:

- 42" Round
- 48" Round

Solid Top Only

# LACROSSE

- 1" round top with mission edge is standard
- 36" high is standard—30" & 42" high available (please specify)
- Available in Oak, Cherry, Quarter Sawn White Oak & Brown Maple



## Available Sizes:

- 42" x 60"
- 42" x 66"
- 48" x 60"
- 48" x 66"

Up to 4 Leaves

Stores 4 unskirted  
leaves in table

# LAURIE'S

- 1" rectangle top with Mission edge is standard
- 4" straight skirt (No option on skirt size due to self store compartment)
- 3" x 3" tapered legs stay stationary like trestle tables when top opens
- Available in Oak, Cherry, Quarter Sawn White Oak, Brown Maple & Rustic Cherry



## Available Sizes:

- 42" x 60"
- 42" x 66"
- 42" x 72"
- 48" x 60"
- 48" x 66"
- 48" x 72"

Up to 4-12" Leaves

# LEXINGTON LEG

- 1" rectangle top with Mission edge
- 3 ½" Twist legs standard as shown
- 3 ½" Straight skirt standard as shown
- Available in Oak, Cherry, Quarter Sawn White Oak, & Brown Maple
- Recommended chair: Lawson from Artisan Chairs
- Shown in Brown Maple with FC-15743 Briar top and FC-11434 Driftwood base





## Available Sizes:

- 12 ½" x 24"
- 12 ½" x 36"

### Solid Top Only

- 12 ½" x 48"
- 12 ½" x 60"
- 12 ½" x 72"

### Solid Top or up to 4 Leaves

# LEXINGTON BENCH

- 1" top with Mission edge is standard
- 18" high
- Leaf storage box to store all 4 leaves
- Available in Oak, Cherry, Quarter Sawn White Oak, Brown Maple & Rustic Cherry
- Quarter Sawn White Oak bench will have regular White Oak base
- Shown in Brown Maple with FC-15743 Briar top & FC-11434 Driftwood base



## Available Sizes:

- 42" x 42"
- 42" x 48"
- 42" x 54"
- 48" x 48"
- 48" x 54"

**With Solid Top,  
1-12" Leaf, or  
1-18" Butterfly Leaf**



# LEXINGTON CABINET

- 1" Square top with Mission edge is standard
- Standard with 1-18" Butterfly Leaf
- Available in Oak, Cherry, Quarter Sawn White Oak & Brown Maple & Rustic Cherry
- Cabinet base size is 26" x 26" (no options)
- 36" high is standard. Also available in 30" & 42" high (30" h only has 2 drawers)
- K2040-SN hardware is standard
- Shown in Brown Maple with FC-17882 Vintage Antique top & FC-230 Onyx base



## Available Sizes:

- 42" x 60"
- 42" x 66"
- 42" x 72"
- 48" x 60"
- 48" x 66"
- 48" x 72"

Up to 4 Leaves

# LIBERTY TRESTLE

- 1" boat shape top is standard
- Bevel edge is standard
- Trestle base is 24" wide
- Available in Oak, Cherry, Quarter Sawn White Oak & Brown Maple
- Quarter Sawn White Oak tables will have regular White Oak base
- Recommended chair: Liberty from RH Yoder





## Available Sizes:

- 42" x 72"
- 42" x 84"
- 42" x 96"
- 48" x 72"
- 48" x 84"
- 48" x 96"

**Solid Top Only**

# LIFESTYLE TRESTLE

- 1 ½" rectangle top with Mission edge and grain lengthwise is standard
- Black powder coated metal tapered base is standard
- Chrome base available
- Available in Oak, Cherry, Quarter Sawn White Oak, Brown Maple & Rustic Cherry
- Also available with Live Edge tops in Rustic Walnut, Rustic Cherry & Wormy Maple
- 42" between the base on 72"
- 48" between the base on 84" & 96"



## Available Sizes:

- 12 ½" x 72"
- 12 ½" x 84"

**Solid Top Only**

# LIFESTYLE BENCH

- 1 ½" top with Mission edge is standard
- Black powder coated metal base is standard
- Chrome color base is available
- Available in Oak, Cherry, Quarter Sawn White Oak, Brown Maple & Rustic Cherry.
- Also available with Live Edge top in Rustic Walnut, Rustic Cherry & Wormy Maple
- Shown in Rustic Cherry with Michaels Cherry stain



## Available Sizes:

- 42" Square Top
- 48" Square Top
- 54" Square Top

Up to 2-16" Leaves

# LINCOLN

- 1  $\frac{3}{8}$ " plank top with Mission edge is standard
- Tongue & groove breadboards with dowel pin & wedge construction
- Also available in 1" thick smooth top (please specify)
- 2  $\frac{1}{2}$ " straight skirt
- Base standard as shown with levelers
- Available in Oak, Cherry, Quarter Sawn White Oak & Brown Maple
- Not available in Hickory, Rustic Hickory, or Grey Elm
- Quarter Sawn White Oak table will have Oak base
- Recommended chair: Country Shaker from RH Yoder





## Available Sizes:

- 12 ½" x 62"
- 12 ½" x 74"

### Solid Top Only

# LYNCHBURG BENCH

- 1 ⅝" thick reclaimed barn wood top is standard
- Mission edge
- Reclaimed barn wood base
- Reclaimed wood can have knots, gouges, cracks, and has mixed "Oak" species and are "as is"
- Shown in barn wood top & base (Red Oak skirts) with FC-15558 MT Special stain



## Available Sizes:

- 42" x 62"
- 42" x 74"
- 48" x 62"
- 48" x 74"

**Solid Top or  
2-16" leaves on ends**

# LYNCHBURG TRESTLE

- 1 5/8" thick reclaimed barn wood top
- Mission edge
- 16" leaves on end of table
- Reclaimed barn wood base with levelers
- Reclaimed wood can have knots, gouges, cracks, and has mixed "Oak" species and are "as is"



# RESCUED FROM RUIN...



Old Barns have always been a rich part of American History and without a doubt were at one time *"The family gathering place"* as the family gathered to milk the cows and feed the farm animals. These old gathering places are being transformed to a new gathering place where friends and family can sit down and share a meal on a piece of American History that would undoubtedly have many a memory to share and story to tell.

When you invest in a beautiful reclaimed barnwood table you are not only investing in a table that will become a family heirloom, but you are also saving a piece of American History from rotting away to a heap of rubble. Every old barn that is rescued from ruin also saves an average of 35 trees from being harvested.



*...from  
an old  
weathered  
barn to a  
beautiful  
table.*

LYNCHBURG TRESTLE



West Point   
WOODWORKING LLC



# MADISON PUB

*Shown in Oak with Golden Brown stain. Shown with RH Yoder 24" Vintage Mission Chairs and Hoosier Crafts Madison Wine Tower.*



## Available Sizes:

- 36" x 36"
- 42" x 42"
- 48" x 48"

Up to 3 Leaves

# MADISON PUB

- 1" square top is standard
- Mission edge is standard
- Arched skirt standard as shown
- 3" x 3" straight legs standard
- Available in Oak, Cherry, Quarter Sawn White Oak & Brown Maple
- 42" high is standard. Also available in 30" & 36" h





# MANCHESTER

*Shown in Rustic Cherry with Michael's Cherry stain.  
Shown with F&N Woodworking Benson Chairs  
and Hoosier Crafts Manchester Buffet.*





## Available Sizes:

- 42" x 60"
- 42" x 66"
- 42" x 72"
- 48" x 60"
- 48" x 66"
- 48" x 72"

Up to 3-16" Leaves

# MANCHESTER

- 1 3/8" plank top with Mission edge is standard
- Tongue & groove breadboards with dowel pin & wedge construction
- Also available in 1" thick smooth top (please specify)
- Base standard as shown with levelers
- Available in Oak, Cherry, Quarter Sawn White Oak, Brown Maple & Rustic Cherry
- Not available in Hickory, Rustic Hickory, or Grey Elm
- Quarter Sawn White Oak tables will have Quarter Sawn White Oak base
- Recommended chair: Benson from F&N Woodworking



## Available Sizes:

- 12 ½" x 24"
- 12 ½" x 36"
- 12 ½" x 48"
- 12 ½" x 60"
- 12 ½" x 72"

Solid Top Only

# MANCHESTER BENCH

- 1 ¼" top with Mission edge
- 18" high
- Available in Oak, Cherry, Quarter Sawn White Oak, Brown Maple & Rustic Cherry



## Available Sizes:

- 42" x 60"
- 42" x 66"
- 42" x 72"
- 48" x 60"
- 48" x 66"
- 48" x 72"

Up to 4 Leaves

# MANSFIELD

- 1" boat shape top with Bevel edge is standard
- 2 ½" straight skirt
- 3" x 3" leg as shown
- Available in Oak, Cherry, Quarter Sawn White Oak & Brown Maple





## Available Sizes:

- 42" x 60"
- 42" x 66"
- 42" x 72"
- 48" x 60"
- 48" x 66"
- 48" x 72"

Up to 4 Leaves

# MARBARRY

- 1" rectangle top with 8" clipped corner
- Mission edge is standard
- Four feet standard with levelers
- Available in Oak, Cherry, Quarter Sawn White Oak & Brown Maple
- Quarter Sawn White Oak tables will have regular White Oak base



## Available Sizes:

- 48" Round
- 54" Round

Up to 2 Leaves

# MASON SINGLE

- 1" round top with Waterfall edge standard
- Base with levelers
- Available in Oak, Cherry, Quarter Sawn White Oak & Brown Maple
- Quarter Sawn White Oak tables will have regular White Oak base



## Available Sizes:

- 42" x 60"
- 42" x 66"
- 42" x 72"
- 48" x 60"
- 48" x 66"
- 48" x 72"

Up to 4 Leaves

# McCOY

- 1" rectangle top with 1" radius corner with Bevel edge
- Trestle base is 23 ½" wide at top & 28" wide at bottom
- Available in Oak, Cherry, Quarter Sawn White Oak & Brown Maple
- Quarter Sawn White Oak tables will have Quarter Sawn White Oak base





## Available Sizes:

- 12 ½" x 24"
- 12 ½" x 36"

### Solid Top Only

- 12 ½" x 48"
- 12 ½" x 60"
- 12 ½" x 72"

### Solid Top or up to 4 Leaves

# McCOY BENCH

- 1" top with Mission edge
- 18" high
- Leaf storage box to store all 4 leaves
- Available in Oak, Cherry, Quarter Sawn White Oak, Brown Maple & Rustic Cherry



## Available Sizes:

- 42" Round
- 48" Round

Up to 2 Leaves

# McKENZIE

- Round top is standard
- Mission edge is standard
- Standard feet as shown - with levelers
- Available in Oak, Cherry, Quarter Sawn White Oak, Brown Maple & Rustic Cherry
- 42" top is available but not recommended due to size of base



## Available Sizes:

- 42" x 60"
- 42" x 66"
- 42" x 72"
- 48" x 60"
- 48" x 66"
- 48" x 72"

Up to 4 Leaves

# MISSION LEG

- 1" rectangle top is standard
- Mission edge is standard
- 3" x 3" Legs with corbels standard
- 2 ½" straight skirt standard
- Available in Oak, Cherry, Quarter Sawn White Oak, Brown Maple & Rustic Cherry





## Available Sizes:

- 42" x 60"
- 42" x 66"
- 42" x 72"
- 48" x 60"
- 48" x 66"
- 48" x 72"

Up to 4 Leaves

# MISSION TRESTLE

- 1" rectangle top is standard
- Mission edge is standard
- 2 ½" straight skirts with corner blocks
- Trestle base is 22" wide
- Available in Oak, Cherry, Quarter Sawn White Oak & Brown Maple
- Quarter Sawn White Oak tables will have regular White Oak base



## Available Sizes:

- 12 ½" x 24"
- 12 ½" x 36"

### Solid Top Only

- 12 ½" x 48"
- 12 ½" x 60"
- 12 ½" x 72"

### Solid Top or up to 4 Leaves

# MISSION BENCH

- 1" top, Mission edge
- 18" high
- Includes leaf storage box that stores all 4 leaves
- Available in Oak, Cherry, Quarter Sawn White Oak & Brown Maple



## Available Sizes:

- 42" x 60"
- 42" x 66"
- 42" x 72"
- 48" x 60"
- 48" x 66"
- 48" x 72"

Up to 4-12" Leaves

# NAPERVILLE TRESTLE

- 1" Bow End top with Waterfall edge is standard
- Base standard as shown with levelers
- Available in Oak, Cherry, Quarter Sawn White Oak, Brown Maple & Rustic Cherry
- Quarter Sawn White Oak table will have Quarter Sawn White Oak base
- Recommended chair: Naperville from Artisan Chairs
- Shown in Quarter Sawn White Oak with Michaels Cherry stain





## Available Sizes:

- 42" x 60"
- 42" x 66"
- 42" x 72"
- 48" x 60"
- 48" x 66"
- 48" x 72"

Up to 4-12" Leaves

# NASHVILLE TRESTLE

- 1" Bow End top with Waterfall edge is standard
- Base standard as shown with levelers
- Available in Oak, Cherry, Quarter Sawn White Oak, Brown Maple & Rustic Cherry
- Quarter Sawn White Oak table will have Quarter Sawn White Oak base
- Shown in Brown Maple with FC-40592 Earthtone stain



# NEWBURY

*Shown in Brown Maple top with Autumn Leaf stain and Brown Maple base with Onyx stain. Shown with Canterbury Chairs from Artisan Chairs.*



## Available Sizes:

- 42" x 60"
- 42" x 66"
- 42" x 72"
- 48" x 60"
- 48" x 66"
- 48" x 72"

Up to 4 Leaves

# NEWBURY

- 1" bow end top with Bevel edge is standard
- 2 ½" straight skirt
- Legs standard as shown with levelers
- Available in Oak, Cherry, Quarter Sawn White Oak & Brown Maple
- Recommended chair: Newbury from Artisan Chairs





## Available Sizes:

- 12 ½" x 24"
- 12 ½" x 36"

### Solid Top Only

- 12 ½" x 48"
- 12 ½" x 60"
- 12 ½" x 72"

### Solid Top or up to 4 Leaves

# NEWBURY BENCH

- 1" bow end top with Bevel edge is standard
- 18" high
- Includes leaf storage box that stores all 4 leaves
- Available in Oak, Cherry, Quarter Sawn White Oak, Brown Maple & Rustic Cherry



## Available Sizes:

■ 48" Round

■ 54" Round

Up to 2 Leaves

# OLD CLASSIC SLEIGH

■ 1" round top with Bevel edge standard

■ Base standard as shown with levelers

■ Available in Oak, Cherry, Quarter Sawn White Oak & Brown Maple

■ Quarter Sawn White Oak tables will have Quarter Sawn White Oak base



### Available Sizes:

- 42" x 60"
- 42" x 66"
- 42" x 72"
- 48" x 60"
- 48" x 66"
- 48" x 72"

Up to 4 Leaves

# OLD CLASSIC SLEIGH TRESTLE

- 1" top with Bevel edge standard
- Banquet style top standard
- Available in Oak, Cherry, Quarter Sawn White Oak & Brown Maple
- Quarter Sawn White Oak tables will have Quarter Sawn White Oak base
- 60" models will have a short base which will allow only 1 chair per side between base, 66" & 72" models have base standard as shown & will take 2 chairs per side between base
- All self storing leaves on this table will be unskirted









# OLDE CENTURY MISSION

*Shown in Quarter Sawn White Oak with  
Michael's Cherry stain. Shown with Artisan Olde Century  
Chairs and Townline Olde Century Hutch.*





## Available Sizes:

- 42" x 60"
- 42" x 66"
- 42" x 72"
- 48" x 60"
- 48" x 66"
- 48" x 72"

Up to 4 Leaves

# OLDE CENTURY MISSION

- 1" rectangle top is standard
- Mission edge is standard
- Skirt standard with half-lap corner joints
- Trestle base is 24" wide
- Available in Oak, Cherry, Quarter Sawn White Oak & Brown Maple
- Quarter Sawn White Oak tables will have regular White Oak base
- Recommended chair: Olde Century from Artisan Chairs





## Available Sizes:

- 12 ½" x 24"
- 12 ½" x 36"

### Solid Top Only

- 12 ½" x 48"
- 12 ½" x 60"
- 12 ½" x 72"

### Solid Top or up to 4 Leaves

# OLDE CENTURY BENCH

- 1" top with Mission edge
- Includes leaf storage box that stores all 4 leaves
- Available in Oak, Cherry, Quarter Sawn White Oak & Brown Maple



## Available Sizes:

- 42" x 72"
- 48" x 72"

Up to 4 Leaves

# PARIS TRESTLE

- 1" Semi-boat shape top with Bevel edge
- Base standard as shown with levelers
- Available in Oak, Cherry, Quarter Sawn White Oak, Brown Maple & Rustic Cherry
- Quarter Sawn White Oak table will have Quarter Sawn White Oak base



## Available Sizes:

- 12 ½" x 48"
- 12 ½" x 60"
- 12 ½" x 72"

**Solid Top or  
up to 4 Leaves**

# PARIS BENCH

- 1" top with Mission edge is standard
- 18" high
- Leaf storage box to store all 4 leaves
- Available in Oak, Cherry, Quarter Sawn White Oak, Brown Maple & Rustic Cherry
- Quarter Sawn White Oak bench will have Quarter Sawn White Oak base
- Shown in Brown Maple with FC-10749 Autumn Leaf top & FC-230 Onyx base





## Available Sizes:

- 42" x 60"
- 42" x 66"
- 42" x 72"
- 48" x 60"
- 48" x 66"
- 48" x 72"

Up to 4 Leaves

# PRESTON DOUBLE

- 1" oval top with Roundover edge standard
- Base standard as shown with levelers
- Available in Oak, Cherry, Quarter Sawn White Oak & Brown Maple
- Quarter Sawn White Oak with have regular White Oak base



## Available Sizes:

- 42" Round
- 48" Round

Up to 2 Leaves

# PRESTON SINGLE

- 1" round top with Roundover edge is standard
- Base standard as shown with levelers
- Available in Oak, Cherry, Quarter Sawn White Oak & Brown Maple
- Quarter Sawn White Oak tables will have regular White Oak base









# RENO TRESTLE

*Shown in Cherry with  
Michael's Cherry stain. Shown with Reno  
Chairs from Artisan Chairs.*



## Available Sizes:

- 42" x 60"
- 42" x 66"
- 42" x 72"
- 48" x 60"
- 48" x 66"
- 48" x 72"

Up to 4 Leaves

# RENO TRESTLE

- 1" bow end top with Waterfall edge is standard
- Base standard as shown with levelers
- Available in Oak, Cherry, Quarter Sawn White Oak, Brown Maple & Rustic Cherry
- Quarter Sawn White Oak tables will have Quarter Sawn White Oak base
- Recommended chair: Reno from Artisan Chairs





## Available Sizes:

- 12 ½" x 48"
- 12 ½" x 60"
- 12 ½" x 72"

**Solid Top or  
up to 4 Leaves**

# RENO BENCH

- 1" top with Mission edge
- 18" high
- Leaf storage box to store up to 4 leaves
- Available in Oak, Cherry, Quarter Sawn White Oak, Brown Maple & Rustic Cherry





## Available Sizes:

- 42" x 66"
- 42" x 72"
- 48" x 66"
- 48" x 72"

Up to 4 Leaves

# RIDGECREST

- 1" rectangle top with Mission edge is standard
- Base standard as shown with levelers
- Available in Oak, Cherry, Quarter Sawn White Oak & Brown Maple
- Quarter Sawn White Oak tables will have regular White Oak base



# RIO VISTA TRESTLE

*Shown in Rustic Walnut with Natural finish and Live edge top.  
Shown with F&N Woodworking Sheldon chairs in Brown  
Maple with Onyx stain with Linen fabric.*





## Available Sizes:

- 42" x 84"
- 42" x 96"
- 48" x 84"
- 48" x 96"

Solid Top Only

# RIO VISTA TRESTLE

- 1 ¾" top with Live edge is standard
- Base standard as shown with levelers
- Available in Wormy Maple, Rustic Walnut & Rustic Cherry
- Every Live edge top is unique and will vary from top to top





## Available Sizes:

- 12 ½" x 72"
- 12 ½" x 84"

**Solid Top only**

# RIO VISTA BENCH

- 1 ½" top with Live edge is standard
- 18" high
- Available in Wormy Maple, Rustic Walnut & Rustic Cherry
- Every Live edge top is unique and will vary from top to top
- Shown in Rustic Walnut with Natural finish



## Available Sizes:

- 42" Round
- 48" Round
- 54" Round

Up to 2 Leaves

# RIDGEWOOD

- 1" round top is standard
- Mission edge is standard
- Base standard as shown with levelers
- Available in Oak, Cherry, Quarter Sawn White Oak & Brown Maple
- Quarter Sawn White Oak tables will have regular White Oak base



## Available Sizes:

- 36" x 48"
- 36" x 54"
- 36" x 60"
- 42" x 48"
- 42" x 54"
- 42" x 60"

Up to 3-12" Leaves

# SHERIDAN TRESTLE

- 1" Bow End top with Chamfer edge
- Base standard as shown (has levelers)
- Available in Oak, Cherry, Quarter Sawn White Oak & Brown Maple
- Quarter Sawn White Oak tables will have Quarter Sawn White Oak base





## Available Sizes:

- 12 ½" x 24"
- 12 ½" x 36"

### Solid Top Only

- 12 ½" x 48"
- 12 ½" x 54"
- 12 ½" x 60"

Solid Top or  
up to 3 leaves

# SHERIDAN BENCH

- 1" top with Mission edge is standard
- 18" high
- Leaf storage box to store all 4 leaves
- Available in Oak, Cherry, Quarter Sawn White Oak, Brown Maple & Rustic Cherry
- Quarter Sawn White Oak bench will have regular White Oak base
- Shown in Red Oak with FC-10901 Golden Brown stain





# SARATOGA TRESTLE

*Shown in Brown Maple with Autumn Leaf top & Onyx base.  
Shown with F&N Woodworking Brookfield Chairs in Brown  
Maple finished with an Onyx stain and Linen fabric.*





## Available Sizes:

- 42" x 72"
- 48" x 72"

Up to 4 Leaves

# SARATOGA TRESTLE

- 1 ¼" semi-boat shape top is standard
- Edge standard as shown
- Base standard as shown with levelers
- Available in Oak, Cherry, Quarter Sawn White Oak, Brown Maple & Rustic Cherry
- Quarter Sawn White Oak tables will have Quarter Sawn White Oak base





## Available Sizes:

- 48" x 48"
- 54" x 54"
- 60" x 60"

Up to 2 Leaves

# SARATOGA SINGLE

- 1 1/4" thick 4-sided semi-boat shape is standard
- Edge standard as shown
- Available in Oak, Cherry, Quarter Sawn White Oak, Brown Maple & Rustic Cherry
- Quarter Sawn White Oak tables will have Quarter Sawn White Oak base



## Available Sizes:

- 42" x 60"
- 42" x 66"
- 42" x 72"
- 48" x 60"
- 48" x 66"
- 48" x 72"

Up to 4 Leaves

# SIERRA

- 1" rectangle top with Mission edge is standard
- Base standard as shown with levelers
- Available in Oak, Cherry, Quarter Sawn White Oak, Brown Maple & Rustic Cherry
- Quarter Sawn White Oak tables will have Quarter Sawn White Oak base
- Recommended chair: Sierra from Artisan Chairs



## Available Sizes:

- 42" x 60"
- 42" x 66"
- 42" x 72"
- 48" x 60"
- 48" x 66"
- 48" x 72"

Up to 4 Leaves

# STANWOOD

- 1 ¼" rectangle top with Mission edge
- 4" x 4" leg standard as shown
- 3 ½" straight skirt
- Available in Oak, Cherry, Quarter Sawn White Oak, Brown Maple & Rustic Cherry





## Available Sizes:

- 42" x 60"
- 42" x 66"
- 42" x 72"
- 48" x 60"
- 48" x 66"
- 48" x 72"

Up to 4 Leaves

# TIMBER RIDGE

- 1 ¼" top is standard
- Hand worn edge is standard
- Base standard as shown with levelers
- Available in Oak, Cherry, Quarter Sawn White Oak, Brown Maple & Rustic Cherry
- Quarter Sawn White Oak tables will have Quarter Sawn White Oak base
- Recommended chair: Timber Ridge from Artisan Chairs



## Available Sizes:

- 12 ½" x 48"
- 12 ½" x 60"
- 12 ½" x 72"

Solid Top Only

# TIMBER RIDGE BENCH

- 1 ¼" top with hand worn edge is standard
- 18" high
- Available in Oak, Cherry, Quarter Sawn White Oak, Brown Maple & Rustic Cherry



## Available Sizes:

- 42" x 60"
- 42" x 66"
- 42" x 72"
- 48" x 60"
- 48" x 66"
- 48" x 72"

Up to 4 Leaves

# TRADITIONAL DOUBLE

- Oval top is standard
- Roundover edge is standard
- Classic Empire feet standard as shown with levelers, also available with claw feet
- Bar spreader is standard as shown
- Bow Sheaf Rail & Spindle Rail also available
- Available in Oak, Cherry, Quarter Sawn White Oak & Brown Maple
- Quarter Sawn White Oak tables will have Oak base
- Also available as an extension table with up to 12 leaves with drop legs that support both ends



Bow Sheaf



Spindle Rail



Claw Feet



Empire Feet



## Available Sizes:

- 42" x 60"
- 42" x 66"
- 42" x 72"
- 48" x 60"
- 48" x 66"
- 48" x 72"

Up to 12 Leaves

# TRADITIONAL LEG

- Rectangle top with 4" corner radius standard
- Roundover edge is standard
- Table skirt standard as shown
- Non-geared wooden slides
- Available in Oak, Cherry, Quarter Sawn White Oak & Brown Maple
- See price list for self-store options & additional leg requirements



## LEG STYLES



- |                   |                  |
|-------------------|------------------|
| A Round Shaker    | E Country Reeded |
| B Traditional     | F Shaker         |
| C Country         | G Belmont Reeded |
| D Country Diamond | H Belmont Rope   |

## Available Sizes:

- 36" Round
- 42" Round
- 48" Round

Solid Top Only

# TRADITIONAL PUB



- 1" round solid top is standard
- Roundover edge is standard
- Classic empire feet standard as shown with levelers, also available with claw feet
- Available in Oak, Cherry, Quarter Sawn White Oak & Brown Maple
- Quarter Sawn White Oak tables will have Oak base
- 36" high is standard. Also available in 30" & 42" h

## Available Sizes:

- 42" x 60"
- 42" x 66"
- 42" x 72"
- 48" x 60"
- 48" x 66"
- 48" x 72"

Up to 4 Leaves

# TRADITIONAL SCALLOP

- 1" scalloped oval top and beveled edge is standard.
- Classic empire feet standard as shown with levelers, also available with claw feet
- Also available in single pedestal table
- Sheaf rail & spindle rail also available
- Available in Oak, Cherry, Quarter Sawn White Oak & Brown Maple
- Also available as an extension table with up to 12 leaves with drop legs that support both ends.





## Available Sizes:

- 36" Round
- 42" Round
- 48" Round

Up to 2 Leaves

# TRADITIONAL SINGLE

- Round top is standard
- Roundover edge is standard
- Classic empire feet standard as shown with levelers, also available with claw feet
- Fluted pedestal is also available
- Available in Oak, Cherry, Quarter Sawn White Oak & Brown Maple
- Quarter Sawn White Oak tables will have Oak base



Claw Feet



Empire Feet

## Available Sizes:

- 42" x 60"
- 42" x 66"
- 42" x 72"
- 48" x 60"
- 48" x 66"
- 48" x 72"

Up to 4-12" Leaves

# VANCOUVER TRESTLE

- 1" bow end top is standard
- Mission edge is standard
- Base standard as shown with levelers
- Available in Oak, Cherry, Quarter Sawn White Oak & Brown Maple
- Quarter Sawn White Oak tables will have regular White Oak base
- See page 191 for expanded views and leaf detail for optional butterfly leaves





Shown with 1 leaf



Shown with 2 leaves



Butterfly leaf storage detail



## Available Sizes:

- 42" x 60"
- 42" x 66"
- 42" x 72"
- 48" x 60"
- 48" x 66"
- 48" x 72"

Up to 4-12" Leaves

# VINTAGE LEG

- 1" Rectangle top with Mission edge is standard
- Vintage Circular Sawn top is standard
- 3" x 3" straight legs are standard
- Available in Oak, Cherry, Quarter Sawn White Oak, Brown Maple & Rustic Cherry
- Shown in Brown Maple with FC-10944 Tavern stain









# WELLINGTON TRESTLE

*Shown in Brown Maple with a 3" edge band top in SP-156  
Worn Spice Med. Distressed 10 sheen stain. Shown with F&N  
Woodworking Ramsey Chairs.*






## Available Sizes:

■ 42" x 88"

■ 48" x 88"

Up to 2-16" Leaves



# WELLINGTON TRESTLE

- 3" edge band top with random grooves and breadboard ends (no grooves in leaves)
- ¼" Roundover edge and corners
- Ball bearing slides are standard
- Base standard as shown with levelers
- Available in Oak, Cherry, Quarter Sawn White Oak, Brown Maple & Rustic Cherry
- Quarter Sawn White Oak tables will have Quarter Sawn White Oak base
- Not available in Grey Elm, Hickory or Rustic Hickory



# WESTIN

*Shown in Brown Maple with Golden  
Brown Burnish stain. Shown with F&N  
Woodworking Westin Chairs.*





## Available Sizes:

- 48" Round
- 54" Round
- 60" Round

Up to 2 Leaves

# WESTIN

- 1 ¼" round top with Mission edge is standard
- Base standard as shown with levelers
- Available in Oak, Cherry, Quarter Sawn White Oak, Brown Maple & Rustic Cherry
- Quarter Sawn White Oak tables will have regular White Oak base





## Available Sizes:

- 48" Round
- 54" Round
- 60" Round

Up to 2-12" Leaves

# WETHERSFIELD


- 1" round top with Ogee edge standard
- 2 ½" skirt standard with molding as shown
- Base standard as shown with levelers
- Available in Oak, Cherry, Quarter Sawn White Oak, Brown Maple & Rustic Cherry



## Available Sizes:

- 42" x 60"
- 42" x 66"
- 42" x 72"
- 48" x 60"
- 48" x 66"
- 48" x 72"

Up to 3-16" Leaves



# WILLIAMSBURG

- 1 3/8" rectangle top with Mission edge
- 16" leaves standard, no options on leaf size
- Tongue & groove breadboards with dowel pin & wedge construction
- 3 1/2" straight skirt
- 3" x 3" tapered shaker leg
- Available in Oak, Cherry, Quarter Sawn White Oak, Brown Maple & Rustic Cherry
- Not available in Hickory, Rustic Hickory, or Grey Elm
- Recommended chair: Williamsburg from F&N Woodworking



## Available Sizes:

- 12 ½" x 48"
- 12 ½" x 60"
- 12 ½" x 72"

Up to 3-16" Leaves

# WILLIAMSBURG BENCH

- 1 ⅜" plank top with Mission edge
- Tongue & groove breadboards with dowel pin construction
- Standard with up to 3-16" leaves (no options on leaf size)
- Includes leaf storage box that stores all 3 leaves
- Available in Oak, Cherry, Quarter Sawn White Oak, Brown Maple & Rustic Cherry
- Not available in Hickory, Rustic Hickory, or Grey Elm





## Available Sizes:

- 36" x 36"
- 42" x 42"
- 48" x 48"

Up to 3 Leaves

# WINSLOW PUB

- 1 ¼" square top with 1" radius corners is standard
- Reverse ⅝" Roundover edge is standard
- Round shaker leg standard
- Available in Oak, Cherry, Quarter Sawn White Oak, Brown Maple & Rustic Cherry
- Recommended bar stool: Winslow from RH Yoder



## Available Sizes:

■ 54" Round

■ 60" Round

Up to 2 Leaves

■ 72" Round

Solid Top Only

# WOODMONT

■ 1 1/4" smooth round top with Waterfall edge

■ Base standard as shown with levelers

■ Available in Oak, Cherry, Quarter Sawn White Oak, Brown Maple & Rustic Cherry

■ Quarter Sawn White Oak table will have Quarter Sawn White Oak base

■ Recommended chair: Woodmont from Artisan Chairs



## Available Sizes:

- 48" Round
  - 54" Round
- Up to 2 Leaves

# WOODSTOCK

- 1" round top with Ogee edge is standard
- Base standard as shown with levelers
- Available in Oak, Cherry, Quarter Sawn White Oak & Brown Maple
- 42" top is not recommended due to size of base





# XAVIER TRESTLE

*Shown in Rustic Walnut with Natural stain. Shown with  
RH Yoder Bow River Chairs with Brown Maple Frame  
finished in Onyx stain and Black Leather seat.*





## Available Sizes:

- 42" x 72"
- 42" x 84"
- 42" x 96"
- 48" x 72"
- 48" x 84"
- 48" x 96"

**Solid Top Only**

# XAVIER TRESTLE

- 1 ½" top with Live edge is standard
- Black powder coated metal base
- Available in Wormy Maple, Rustic Walnut & Rustic Cherry
- Every Live edge top is unique and will vary from top to top
- 42" between the base on 72"
- 48" between the base on 84" & 96"



## Available Sizes:

- 12½" x 72"
- 12½" x 84"

**Solid Top Only**

# XAVIER BENCH

- 1 ½" top with Live Edge standard
- Black powder coated metal base
- Available in Wormy Maple, Rustic Walnut & Rustic Cherry
- Every Live edge top is unique and will vary from top to top







